

TABLE OF CONTENTS

	Page
APPROVAL PAGE	ii
ACKNOWLEDGEMENTS	iii
ABSTRACT (ENGLISH)	iv
ABSTRACT (THAI)	vi
TABLE OF CONTENTS	viii
LIST OF TABLES	xii
LIST OF ILLUSTRATIONS	xiv
ABBREVIATION AND SYMBOLS	xvi
 CHAPTER 1: INTRODUCTION	
1.1 Fluoride and defluoridation method	1
1.1.1 Occurrence in groundwater	1
1.1.2 Fluoride toxicity	2
1.1.3 Removal methods for fluoride from drinking water	5
1.2 Adsorption	8
1.2.1 Physical adsorption and chemisorption	9
1.2.2 Classification of adsorption isotherms	10
1.2.3 Isotherm equations	11
1.3 Potentiometry	15
1.3.1 The Nernst equation	15
1.3.2 Indicator electrode	18
1.3.3 Reference electrode	20

	Page
1.4 Firebrick	23
1.4.1 Raw materials used in the production	23
1.4.2 The process of production	24
1.4.3 Physical properties of firebrick	25
1.5 Fluoride level in natural water in Thailand	25
1.6 Literature review	28
1.7 Aims of the work	30
CHAPTER 2: EXPERIMENTAL	
2.1 Instrument and apparatus	31
2.2 Chemicals	31
2.3 Preparation of standard solutions and reagents	32
2.4 Experimental method	35
2.4.1 Preparation of firebrick sample	35
2.4.2 Performance evaluation of fluoride ion selective electrode	35
2.4.3 Preparation of a fluoride calibration curve	35
2.4.4 A study of equilibration time for fluoride adsorption on firebrick	36
2.4.5 A study of pH effect on fluoride adsorption	36
2.4.6 A study of temperature effect on fluoride adsorption	37
2.4.7 A study of the interfering ions	37


Page

2.4.8 Experiments on column operation	37
a. Finding a suitable amount of firebrick to be used in a column	37
b. The study on the effect of flow rate on column operation	38
2.4.9 Defluoridation of real water samples	38

CHAPTER 3: RESULTS AND DISCUSSION

3.1 Performance evaluation of fluoride ion selective electrode	39
3.2 Preparation of a calibration graph	40
3.3 Determination of the equilibration time for fluoride adsorption on firebrick	41
3.4 pH effect on fluoride adsorption on firebrick	43
3.5 Adsorption isotherm	48
3.6 The study of interfering ions on the adsorption of fluoride on firebrick	53
3.7 Estimation of appropriate amount of firebrick for packing the column	55
3.8 Effect of the flow rate	58
3.9 Defluoridation of potable water samples	62

	Page
CHAPTER 4: CONCLUSION	66
REFERENCES	69
VITA	72



ลิขสิทธิ์มหาวิทยาลัยเชียงใหม่
 Copyright © by Chiang Mai University
 All rights reserved

LIST OF TABLES

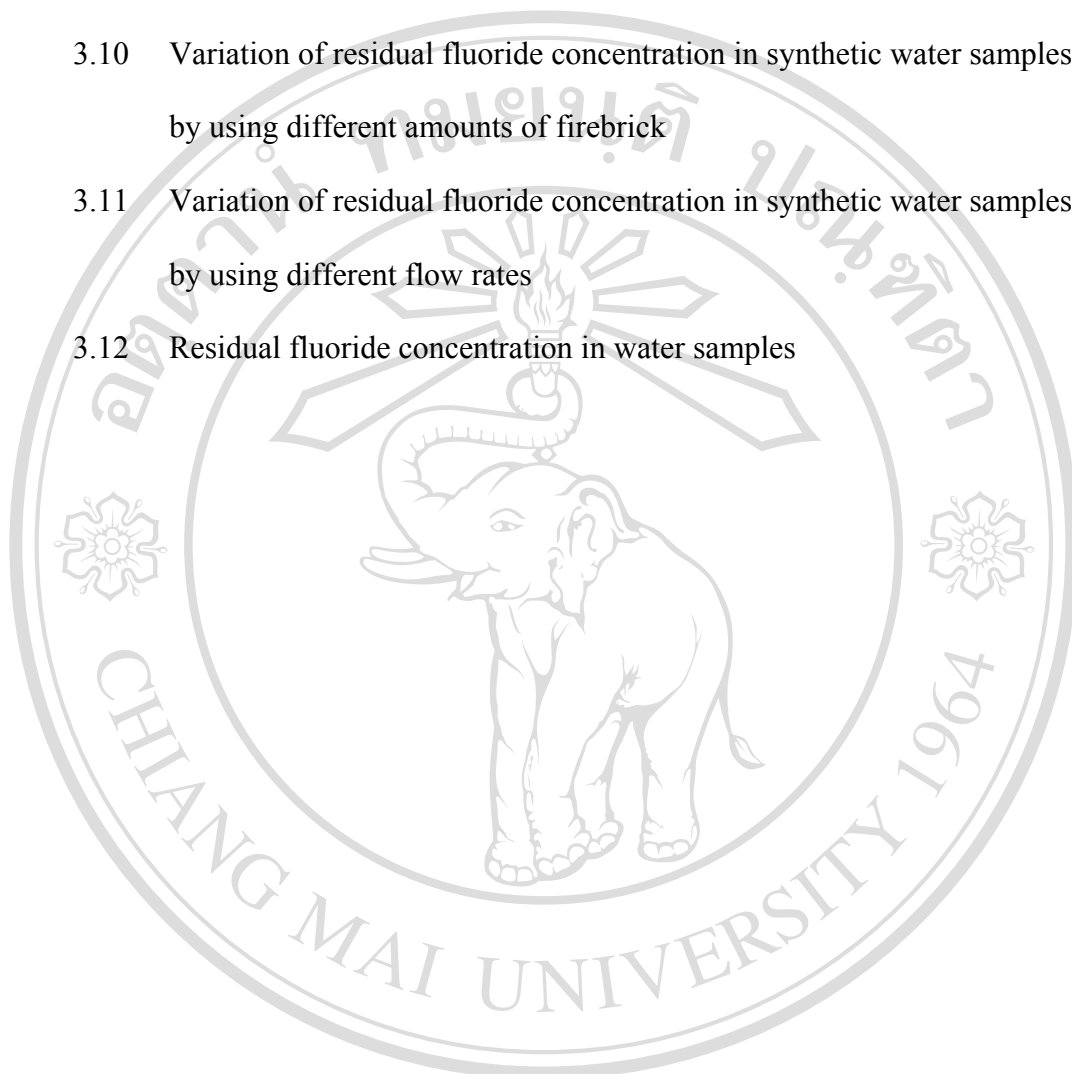
Table	Page
1.1 The precipitation method for defluoridation	6
1.2 The adsorption/ion exchange methods for defluoridation	7
1.3 The other methods used for removing fluoride ion	8
1.4 The properties of physical and chemical adsorptions	9
1.5 Various types of the isotherm equation	14
1.6 The components of clay used for making of firebrick in some countries	24
1.7 Standard properties of firebrick	25
2.1 The volume desired for diluting stock standard fluoride solution to obtain working standard fluoride solutions	32
2.2 Preparation of mixed solution of fluoride and interfering ions	35
2.3 Pipetted volume of stock standard fluoride solutions for preparing of a series of working standard solution	36
3.1 The voltages of the standard solutions and the slope	39
3.2 Logarithm of the concentration and voltage of standard fluoride solutions	40
3.3 Residual fluoride concentration remained after equilibrating at different time intervals	42
3.4 Residual fluoride concentration and the amount of adsorbed fluoride at different pH	44
3.5 Adsorption isotherm data at 50 °C	48
3.6 Adsorption isotherm data at 40 °C	49
3.7 Adsorption isotherm data at 30 °C	50

Table	Page
3.8 Logarithm of the residual fluoride concentration at any temperatures ($\ln C$) and the reciprocal of temperature ($1/T$)	52
3.9 Residual fluoride concentration in solution at various mass ratios of other ions and fluoride	54
3.10 The residual concentration of the fluoride solution after passing through the packed column of firebrick	56
3.11 Residual concentration of fluoride in water after passing through the column	59
3.12 The condition for defluoridation of water samples	62
3.13 Sample information	62
3.14 Residual concentration of fluoride in water after passing through the column of firebrick	63

LIST OF ILLUSTRATIONS


Figure	Page
1.1 Dental fluorosis	4
1.2 Five types of adsorption isotherm	10
1.3 Crystal-sensor ion selective electrode	19
1.4 Calomel electrode	22
1.5 Silver/silver chloride electrode	22
1.6 Illustration of provinces which fluoride contents in natural drinking water were found > 2mg/l (1995)	26
1.7 Distribution of fluoride concentration in mg/l in dug wells in Ban Sankayom. (1999)	27
3.1 Calibration graph of standard fluoride solutions	41
3.2 Residual fluoride concentration remained at different equilibrating periods	42
3.3 Effect of pH on fluoride adsorption at different initial fluoride concentrations	47
3.4 Adsorption isotherm of fluoride on firebrick at 50 °C	49
3.5 Adsorption isotherm of fluoride on firebrick at 40 °C	50
3.6 Adsorption isotherm of fluoride on firebrick at 30 °C	51
3.7 Adsorption isotherms at 30, 40 and 50 °C	51
3.8 The relationship between logarithm of the residual fluoride concentration and the reciprocal of the temperature	53

Figure	Page
3.9 The effect of interfering ions on fluoride adsorption on the firebrick	54
3.10 Variation of residual fluoride concentration in synthetic water samples by using different amounts of firebrick	57
3.11 Variation of residual fluoride concentration in synthetic water samples by using different flow rates	60
3.12 Residual fluoride concentration in water samples	64



ลิขสิทธิ์มหาวิทยาลัยเชียงใหม่
 Copyright © by Chiang Mai University
 All rights reserved

ABBREVIATIONS AND SYMBOLS



The background of the page features a large, faint watermark of the Chiang Mai University seal. The seal is circular, containing an elephant in the center, a sunburst above its head, and Thai script around the top. The words 'CHIANG MAI UNIVERSITY' and '1964' are written in English around the bottom half of the seal.

cm	centimeter
°C	degree Celsius
g	gram
hr.	hour
I.D.	internal diameter
K	Kelvin
kJ	kiloJoules
mg/l	milligram per liter
min	minute
ml	milliliter
mV	millivolt
μmol/g	micromole per gram

ลิขสิทธิ์มหาวิทยาลัยเชียงใหม่
 Copyright © by Chiang Mai University
 All rights reserved