

APPENDICES

ลิขสิทธิ์มหาวิทยาลัยเชียงใหม่

Copyright © by Chiang Mai University

All rights reserved

APPENDIX A

Sample size

As we don't know the exact number of the entire target population, an estimated sample size is based on the following formula of Cochran (1977).

$$n = \frac{Z^2_{\alpha/2} \cdot N \pi (1-\pi)}{Z^2_{\alpha/2} \cdot \pi (1-\pi) + (N-1) d^2}$$

where

n = the sample size

N = Total population (32,125)

z = the z -value for the desired probability level at $\alpha/2 = 0.025$

then $Z_{\alpha/2} = 1.96$

π = a proportion of the sexual experience among adolescents

d = the tolerable error

In this study, the significant level is set at .05 ($t=1.96$), while the tolerable error used is 4 %. According to the latest data, a large survey (MOPH & Bunlour, 2003) found that two of five females reported having had sexual experience, and three of five male reported having had sexual experience. Thus, at least 40 % of male and female adolescents will report that they had experience of sexual intercourse. The estimated proportion of sexual experience report among adolescents

is set at 40 %. The possible sample size calculated with regard to above manipulated value shown in the table A1

Table A1

The calculation of possible sample size

P	d	Sample size	response rate (10%)
.40	2%	2,150	1102 ~ 1,200
	3 %	992	
	4 %	566	
	5%	365	

With regard to the research topic, the refusal rate should be considered to adjust the final sample size because this study plan to use self-administered questionnaires (SAQs) and sexual behavior is a sensitive topic. According to previous study of sexual violence, Srinual (2003) reported that 21 % of female students and 1.6 % of male students unwilling to answer about sex question.

In addition, ineligibles on the sampling frame and no response rate have impacts on obtaining usable information (Henry, 1990). The adjustment to the efficient sample size here is compensated for sampling variability by dividing the efficient sample size by the proportion of eligible times the proportion of respondents. An efficient sample size of 992 will be adjusted to an initial sample size of approximately 1, 200 when .40 of the sampling frame is estimated to be eligible and .90 of the sample are expected to respond. To obtain the number of participants in each setting, the equal sampling selection will be used. Then, male and female will be recruited in equal number: 600 males and 600 females.

APPENDIX B1

Calculations of the Interrater Agreement (IR) on developed questionnaires

The interrater agreement was calculated using the following formula (Davis, 1992).

$$IR = \frac{\text{All items rated 1 or 2 by both raters} + \text{all items rated 3 or 4 by both raters}}{\text{Total number of items}}$$

As there are five experts, the IR of each instrument is the average values of the IR between expert 1 & expert 2, expert 1 & expert 3, expert 1 & expert 4, expert 1 & expert 5, expert 2 & expert 3, expert 2 & expert 4, expert 2 & expert 5, expert 3 & expert 4, expert 3 & expert 5, expert 4 & expert 5.

The calculations of IR on questionnaires of sexual risk behavioral attitudes, pros/cons of intercourse, condom-use hedonistic beliefs, barriers to condom use, gender role perception, power in sexual relationship, and sexual self-efficacy are summarized in the following table.

Each pair of experts	SRB Attitudes	Pros/cons	Hedonistic Beliefs	Barrier	Gender-role perception	Power	Self-efficacy
Expert 1 & Expert 2	1.00	1.00	1.00	1.00	0.90	1.00	0.80
Expert 1 & Expert 3	1.00	1.00	1.00	1.00	1.00	1.00	0.80
Expert 1 & Expert 4	1.00	0.88	1.00	1.00	1.00	1.00	0.80
Expert 1 & Expert 5	1.00	1.00	1.00	1.00	1.00	1.00	0.80
Expert 2 & Expert 3	1.00	1.00	1.00	1.00	0.90	1.00	1.00
Expert 2 & Expert 4	1.00	0.88	1.00	1.00	0.90	1.00	1.00
Expert 2 & Expert 5	1.00	1.00	1.00	1.00	0.90	1.00	1.00
Expert 3 & Expert 4	1.00	0.88	1.00	1.00	1.00	1.00	1.00
Expert 3 & Expert 5	1.00	1.00	1.00	1.00	1.00	1.00	1.00
Expert 4 & Expert 5	1.00	0.88	1.00	1.00	1.00	1.00	1.00
Average IR	1.00	0.95	1.00	1.00	0.96	1.00	0.98

APPENDIX B2

Calculations of the Content Validity Index(CVI) on developed questionnaires

The content validity index was calculated using the following formula (Davis, 1992).

$$CVI = \frac{\text{All items rated 3 or 4 by both raters}}{\text{Total number of items}}$$

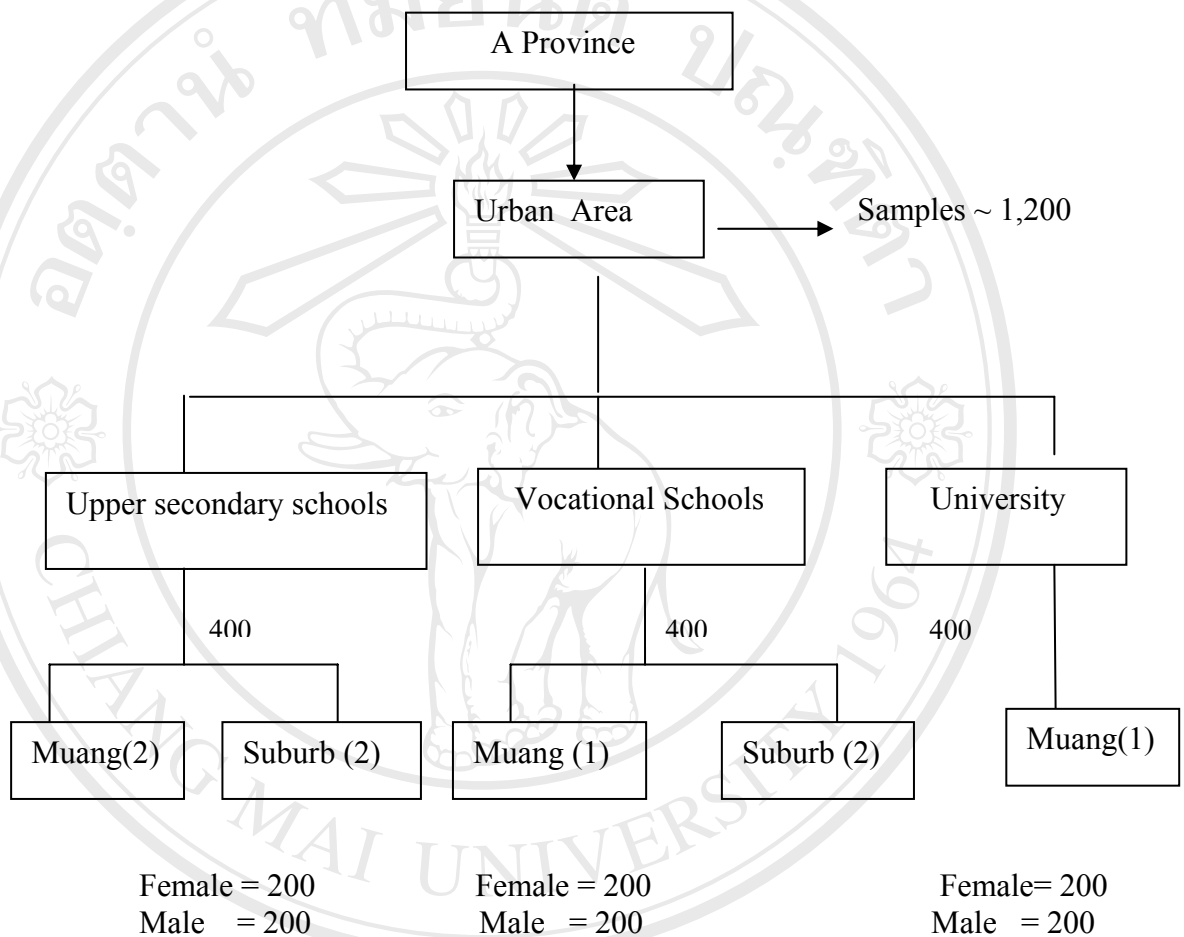
Similar to the calculation of the IR, the average CVI of each instrument was calculated from the CVI of each pair of the experts reviewers.

The calculations of CVI on questionnaires of sexual risk behavioral attitudes, pros/cons of intercourse, condom-use hedonistic beliefs, barriers to condom use, gender role perception, power in sexual relationship , and sexual self-efficacy are summarized in the following table.

Each pair of experts	SRB Attitudes	Pros/ cons	Hedonistic Beliefs	Barrier	Gender- role perception	Power	Self- efficacy
Expert 1 & Expert 2	1.00	1.00	1.00	1.00	0.90	0.90	0.80
Expert 1 & Expert 3	1.00	1.00	1.00	1.00	1.00	0.90	0.80
Expert 1 & Expert 4	1.00	0.88	1.00	1.00	1.00	0.90	0.80
Expert 1 & Expert 5	1.00	1.00	1.00	1.00	1.00	0.90	0.80
Expert 2 & Expert 3	1.00	1.00	1.00	1.00	0.90	0.90	1.00
Expert 2 & Expert 4	1.00	0.88	1.00	1.00	0.90	0.90	1.00
Expert 2 & Expert 5	1.00	1.00	1.00	1.00	0.90	0.90	1.00
Expert 3 & Expert 4	1.00	0.88	1.00	1.00	1.00	1.00	1.00
Expert 3 & Expert 5	1.00	1.00	1.00	1.00	1.00	1.00	1.00
Expert 4 & Expert 5	1.00	0.88	1.00	1.00	1.00	1.00	1.00
Average CVI	1.00	0.95	1.00	1.00	0.96	0.93	0.98

APPENDIX B3

Sampling Procedure



Proportional sampling by sex and class

Students

M.4 = M 67 F 67

Cert1 = M 67 F 67

year 1 = M 100 F 100

M5 = M 67 F 67

Cert2 = M 67 F 67

year 2 = M 100 F 100

M.6 = M 66 F 66

Cert 3 = M 66 F 66

Figure 3 Stratified and Purposive Sampling

APPENDIX C
Consent Statement Form to Answer the Questionnaire
(ENGLISH AND THAI VERSIONS)

My name is.....from Faculty of Nursing, Chiang Mai University. I am now working on a research project by surveying many educational institutes in the east of Thailand. The research is aimed at studying health and the intimate relationship between male and female students in secondary schools, vocational colleges and university. You are randomly selected (which is similar to a draw) to take part in the study. Therefore, you are considered a representative who contributes information that is greatly important to this research.

I would like to confirm that all answers would be strictly kept **confidential**. Your name and address will not be recorded. Thus you will not be affected from responding the questionnaire. However, you have the right not to respond to any questions that you do not want to answer. There is no right or wrong answer. Many questions may be difficult to answer, but most respondents found it a good chance to reveal this useful this useful information to others.

Your participating is based on your willingness. However, the answers from your viewpoint and experiences will be beneficial for teenagers of Thailand in the future.

Do you have any questions relating to this?

The response to the questionnaire will take about... ..30..... minutes. Do you consent to answer the questionnaire?

Record of consent to answer the questionnaire

☐ Do not consent to answer the questionnaire. Thank you for your time.

☐ Consent to answer the questionnaire.

Respondent signature

I hereby certify that I have thoroughly read the consent statement to answer the questionnaire and agree to answer the questionnaire accordingly.

Signature.....

Date/Month/Year.....

แบบยินยอมเข้าร่วมการวิจัยสำหรับการทำแบบสอบถาม(สำหรับผู้เข้าร่วมโครงการ)

ดิฉันนางสาวรุ่งรัตน์ ศรีสุริยเวศน์ นักศึกษาระดับปริญญาเอก สาขาพยาบาลศาสตร์ คณะพยาบาลศาสตร์ มหาวิทยาลัยเชียงใหม่ กำลังทำการศึกษาเกี่ยวกับสุขภาพทางเพศในวัยรุ่น และความสัมพันธ์ระหว่างหญิงชาย โดยการศึกษาครั้งนี้จะทำการเก็บข้อมูลจากเด็กนักเรียนชั้นมัธยมศึกษาปีที่ 4-6 นักศึกษาอาชีวะ และ นักศึกษามหาวิทยาลัย โดยนักเรียน นักศึกษาจะต้องตอบแบบสอบถามซึ่งจะใช้ระยะเวลาในการตอบประมาณ 40-50 นาที ทั้งนี้ นักเรียน นักศึกษาจะไม่ได้รับประโยชน์ใดโดยตรงจากการเข้าร่วมวิจัยครั้งนี้ แต่ข้อมูลที่ได้จะเป็นประโยชน์อย่างยิ่งในการนำไปใช้เป็นแนวทางที่สำคัญในการพัฒนาโครงการเพื่อส่งเสริมสุขภาพในวัยรุ่นที่มีประสิทธิภาพต่อไป

ในการตอบแบบสอบถามครั้งนี้ นักเรียน นักศึกษา ไม่จำเป็นต้องระบุชื่อ-สกุล ผู้วิจัยจะกำหนดเลขรหัสประจำตัวท่าน แบบสอบถามที่ตอบเสร็จเรียบร้อยแล้วจะถูกเก็บอย่างมิดชิดในซองกระดาษมีเพียงผู้วิจัยเท่านั้นที่จะได้อ่านและรับทราบข้อมูล ผลการศึกษาที่ได้ก็จะถูกนำเสนอเป็นรายกลุ่มในภาพรวม มิได้มีการรายงานเป็นรายบุคคล และจะไม่มีการเปิดเผยรายชื่อผู้ตอบแบบสอบถามให้ทางโรงเรียนหรือบุคคลอื่นทราบในทุกกรณี

หากท่านยินดีให้ข้อมูลเพื่อการศึกษาในครั้งนี้ ขอความกรุณาท่านลงนามยินยอมในแบบฟอร์มนี้ แต่หากท่านรู้สึกไม่สะดวกใจที่จะตอบแบบสอบถามท่านก็สามารถตอบปฏิเสธได้ โดยจะไม่มีผลกระทบใด ในกรณีที่ท่านมีข้อสงสัยใดๆ ในขณะนี้ กรุณาสอบถาม หรือหากท่านมีข้อสงสัยในภายหลัง กรุณาติดต่อดิฉันได้โดยตรงที่ คณะพยาบาลศาสตร์ มหาวิทยาลัยเชียงใหม่ หรือ โทร (06) 8965950 หรือท่านสามารถติดต่อประธานคณะกรรมการจริยธรรมการวิจัย คณะพยาบาลศาสตร์ มหาวิทยาลัยเชียงใหม่

ศาสตราจารย์ (เกียรติคุณ) ดร. วิจิตร ศรีสุพรรณ

คณะพยาบาลศาสตร์ มหาวิทยาลัยเชียงใหม่

110 ถ. อินทวโรธ ต. ศรีภูมิ อ. เมือง จ. เชียงใหม่ 50200

โทร (053) 946080

ข้าพเจ้าได้รับทราบรายละเอียดทั้งหมดแล้วและยินดีให้ ความร่วมมือในการศึกษาครั้งนี้

.....

(.....)

วันที่.....เดือน.....ปี....

Oral Informed Consent for Focus Group Discussion & Interviews

Adolescent Sexual Health

YOU MUST BE AT LEAST 18 YEARS OLD to be in this project.

This interview/ talking part in discussion group is for a research study that is being done by Thai Health Promoting Foundation.

This research will gather information on how adolescents think about having intercourse and safe sex. We are talking to people who are studying in secondary schools, vocational colleges, and university.

The interview/ group discussion will include questions on coital experience, AIDS, condom use. It will take most people about 90-120 minutes to talk and discuss.

The names of people who agree to be interviewed will not be recorded without their permission.

Your participation is voluntary and there is no penalty for refusing to take part. You may refuse to answer any question in the interview or stop the interview at any time.

(Signature of person Obtaining Consent)

Date _____

APPENDIX D

Focus Group Interview Process

1. Introduction: Introduce team, project, and emphasize objectives of the project

1.1 To gather detailed information about adolescents' experience, insights, or beliefs about sexual behavior, sexual relationship, and risky sexual taking.

1.2 To get the result for items validation from adolescents' perspectives

2. Warm up (10 minutes) Icebreaking activity

3. Fill out the questionnaire and discuss about their understanding and using words

Ask the following question after completion the instrument

1. Were there any items you had difficulty understanding or answering?
2. Were there any items that offended you or to which you did not want to respond?
3. Does the instrument cover the range of adolescents' attitude, norms and experience of sexual issue? Is there anything missing?
4. Are there items what you would consider to be gender issues related to sexual risk taking activities? Is there anything missing?

Focus Group Procedures

Planning Process

1. Define the purpose and outcome of the project
2. Identify the role of the sponsor in the project
3. Identify personnel and staffing resources
4. Develop the timeline for the project
5. Determine who the participants will be
6. Write the question in the interview guide

7. Develop a recruitment plan
8. Set the locations, dates, and time for sessions (after class hour or weekend at school)
9. Design the analysis plan
10. Specify the elements of the final report

Recruitment

1. Define the target population
2. Define segments within the target population (Sex and educational level)
3. Identify the appropriate composition for each group:
Same sex and same level of education
4. Develop eligibility and exclusion criteria for individual participants

Inclusion criteria

- Age 15-22 years old
 - Studying in educational institutions
 - Having ever had intimate relationship with the opposite sex
5. Develop recruitment screening and invitation scripts (Self-selection samples: Snowball technique)
 6. Make the initial recruitment contacts with potential participants
 7. Determine the follow-up procedures that will ensure attendance

Moderating

1. Define the role of the moderator
2. Decide if multiple moderators will be needed for the project. (one moderator per each gender-specific group)
3. Either train moderators or select skilled moderators
4. Develop the questions for the discussion guide
5. Identify external props or materials that will be used in the sessions
6. Clarify the sponsor' s involvement at the focus group sessions
7. Clarify the arrangements for the location, recording equipment, and so forth
8. Determine what kinds of field notes the moderator will generate

Planning Related to Analysis

1. Design the analysis plan
2. Specify the elements of the final report

3. Define data to be generated: field notes, tapes, transcripts, and so on
4. Clarify the sponsor's involvement at the focus group sessions.

Timeline for focus group (6 weeks) September-October

Week	1	2	3	4	5	6
Planning	√	√	√	√		
Recruitment		√	√	√		
Moderating			√	√	√	
Analysis				√	√	√

One group per day (6 days)

Six or eight members in each group in 90 minutes

Main Questions for Focus Group Discussion.

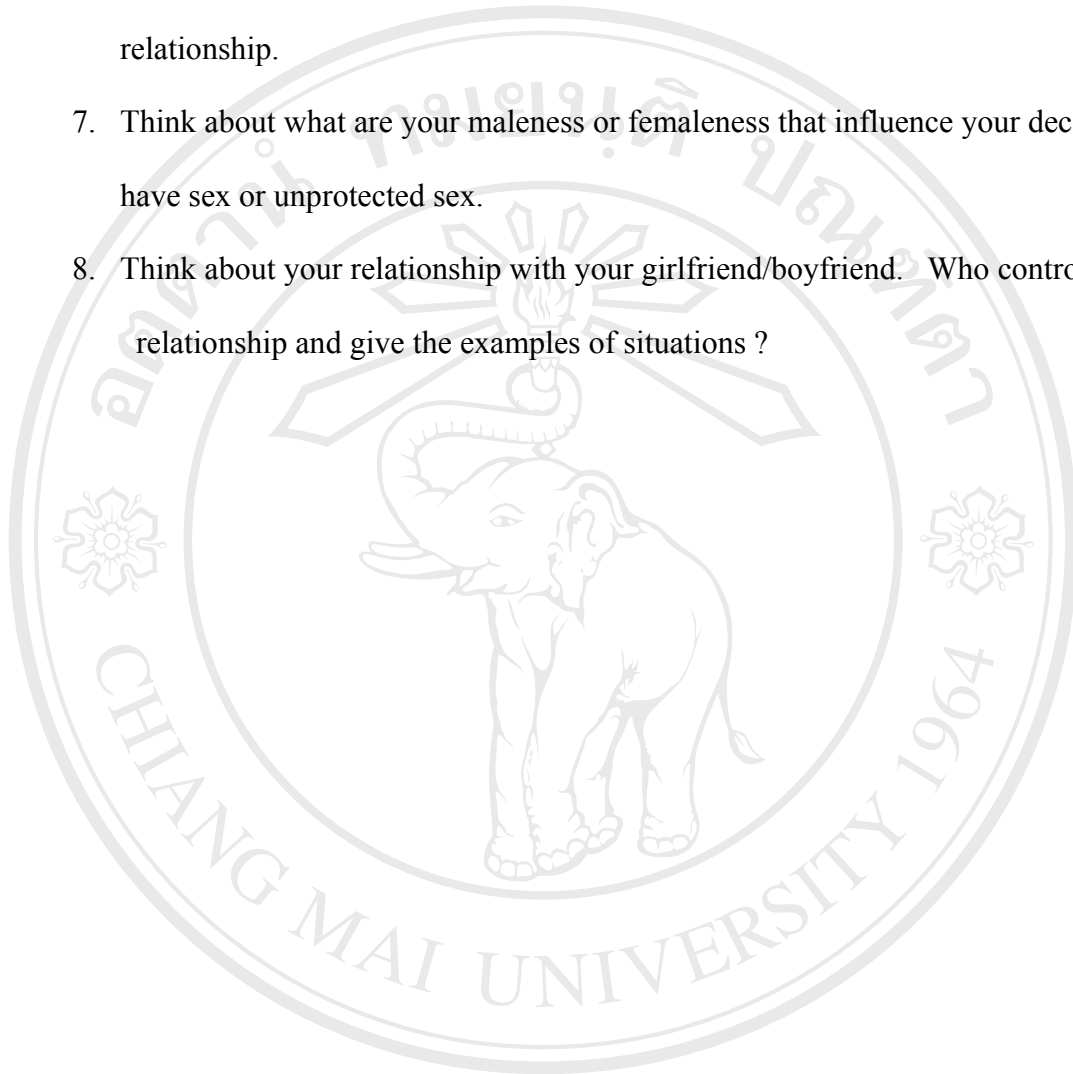
1. What do you think are the good/bad things that could result from a person your age who had initiation of sexual intercourse?
2. What do you think are the good /bad things that could result from a person your age who used condoms when having sex?
3. Who are some of the people who you care about having early intercourse?
4. Who are some of the people who you care about using condom when having sex?
5. Some students have commented that they don't think AIDS is that serious. What do you think of that? Do you agree? Disagree ? Why?
6. Some people think they would never have unprotected sex. Try to imagine that you might have unprotected sex. How would these following factors influence how hard you make a decision whether to have unprotected sex with some one?

Factors: when a person is cute or good looking; when....is willing to have an

AIDS test before having sex;is willing to discuss their past sexual experiences

with you; ...you think has injected drug; when a person was drunk; when you think a person is acquainted; when you would like to preserve longer relationship.

7. Think about what are your maleness or femaleness that influence your decision to have sex or unprotected sex.
8. Think about your relationship with your girlfriend/boyfriend. Who control the relationship and give the examples of situations ?



ลิขสิทธิ์มหาวิทยาลัยเชียงใหม่
Copyright © by Chiang Mai University
All rights reserved

APPENDIX E

TABLES SHOWING THE STUDY ANALYSIS

- E 1 Means, Standard Deviations (SD), Skewness, and Reliability Statistics of all Study Variables by Sex
- E 2 Prevalence of Sexual Experience Among Respondents by Study Variables and Sex
- E 3 Multiple Logistic Regression to Distinguish Never and Ever Having Sexual Experience Among Entire Samples
- E 4 Summary of Multiple Logistic Regression to Distinguish Never and Ever Having Sexual Experience Among Overall and by Sex (Backward elimination)
- E 5 Bivariate Correlation Among Study Variables in the Sexually Experienced Respondents
- E 6 Bivariate Correlation Among Study Variables in the Sexually Experienced Female Respondents
- E 7 Bivariate Correlation Among Study Variables in the Sexually Experienced Male Respondents
- E 8 Summary of Hierarchical Regression Analysis for Variables Predicting Sexual Risk Behavior Scores in a Sample of Sexually Experienced Respondents
- E 9 Summary of Multiple Regression Predicting Sexual Risk Behavior Scores in a Sample of Sexually Experienced Respondents (Backward elimination)
- E 10 Frequency and Percentage Distribution of Respondents with GPA and Behavioral Risk by Educational Level
- E 11 Means and Standard Deviation of Psychosocial and Gender-based Determinants by Educational Level
- E 12 Multiple Logistic Regression to Distinguish Never and Ever Having Sexual Experience Among Vocational School Respondents (N=429)

Table E1

Means, Standard Deviations (SD), Skewness, and Reliability Statistics of all Study Variables

Variables	Female (n=596)			Male (n=573)		
	Mean (SD)	Skewness	α	Mean (SD)	Skewness	α
Attitudes & Beliefs						
Sexual risk behavior attitude	3.28 (0.42)	-0.50	.61	2.95 (0.47)	-0.37	.67
Pros of sexual involvement	1.65 (0.52)	0.37	.72	2.29 (0.57)	-0.05	.74
Cons of sexual involvement	3.29 (0.56)	-1.34	.65	3.01 (0.56)	-0.77	.61
Barrier belief of condom	2.62 (0.62)	-.01	.75	2.46 (0.51)	0.07	.58
Hedonistic beliefs of condom	2.03 (0.61)	.19	.80	2.38 (0.59)	0.23	.72
Social Influences						
Descriptive peer norms						
Sexual experience	2.54 (1.63)	0.93		3.03 (1.77)	0.45	
Sexual Risk	1.89 (0.90)	0.72	.63	2.38 (1.13)	0.38	.70
Subjective peer norms						
Sexual experience	2.90 (1.31)	0.22	-	3.75 (1.09)	-0.26	-
Sexual risk	2.45 (1.03)	0.38	.83	3.40 (0.97)	-.03	.83
Sexual self-efficacy						
Refusing self-efficacy	7.17 (2.07)	-0.58	.80	4.30 (2.22)	0.21	.73
Safe sex self-efficacy	5.73 (1.50)	-0.53	.9	4.63 (1.51)	-0.05	.95

Table E 1 (continued)

Variables	Female (n=596)			Male (n=573)		
	Mean (SD)	Skewness	α	Mean (SD)	Skewness	α
Gender-Power factors						
Gender role perception	2.63 0.37	-0.21 n=164	.62	2.7 0.37	-0.12 n=265	.65
Power in sexual relationship ^c	2.76 (0.29)	-0.37 (0.29)	.75	2.68 (0.29)	0.05 (0.29)	.69
Intention						
Sexual intention	2.07 (1.23)	0.73	-	3.45 (1.29)	-0.33	-
Sexual risk intention	3.91 1.79	0.58	-	5.57 (1.66)	-0.64	-
		N=164			N=265	
Sexual Risk Behaviors ^a	5.51 (2.34)	-0.22	-	5.09 (2.37)	0.17	-

^c calculated from sexually experienced cases and included items related condom use

^a Calculated from sexually experienced cases (total =429)

Table E 2

Prevalence of Sexual Experience Among Respondents by Study Variables and Sex
(N=1,169)

Variables	Females		Males	
	N	(n=164) n (%)	N	(n=265) n (%)
Pros/Cons of intercourse				
Cons > Pros	569	149(26.2)	433	173(39.9)
Cons = Pros	12	6(50.0)	54	30(55.6)
Pros>Cons	15	9(60.0)	86	62(72.1)
Barrier beliefs of condom use				
Unfavorable	261	79(30.3)	302	140(46.4)
Favorable	335	85 (25.4)	271	125(46.1)
Hedonistic beliefs of condom				
Unfavorable	362	65(17.9)	199	73(36.7)
Favorable	234	99(42.3)	374	192(51.3)
Sexual practice of other friends				
None	204	9(4.4)	156	17(10.9)
<50%	253	60(23.7)	207	94(45.4)
≥50%	139	95(68.3)	210	154(73.3)
Close friend approval of sexual practice				
Disapprove	249	23(9.2)	49	8(16.3)
Undefined	165	46(27.9)	237	97(40.9)
Approve	182	95(52.2)	287	160(55.7)
Refusal self-efficacy				
High (3 rd tertile)	185	14(7.6)	165	48(29.1)
Moderate (2 nd tertile)	208	41(19.7)	180	85(47.2)
Low (1 st tertile)	203	109(53.7)	228	132(57.9)

Table E 2 (continued)

Variables	Females		Males	
	N	(n=164) n (%)	N	(n=265) n (%)
Gender role perception				
Traditional	370	95(25.6)	409	200(48.9)
Liberal	236	73(32.3)	164	65(39.6)
Intercourse Intention				
No	387	35(9.0)	126	17(13.5)
Don't know	103	46(44.7)	111	40(36.0)
Yes	106	83(78.3)	336	208(61.9)

Table E 3

Multiple Logistic Regression to Distinguish Never and Ever Having Sexual Experience Among Entire Respondents (N=1,169)

Variables	Model 1	Model 2	Model 3
	OR (95%CI)	OR (95%CI)	OR (95%CI)
Sex (Female/male)	1.36* (1.03, 1.79)	0.62* (0.41, 0.92)	0.62* (0.42, 0.93)
Age (≤ 18 yr/ >18 yr)	1.49** (1.15, 1.99)	1.04 (0.72, 1.48)	1.03 (0.72, 1.47)
Educational Level (university) ^r			
secondary school	1.36 (0.97, 1.92)	1.16 (0.77, 1.77)	1.17 (0.77, 1.78)
vocational	2.51*** (1.79, 3.52)	1.57* (1.04, 2.38)	1.58* (1.04, 2.39)
GPA (GPA >3.00) ^r			
≤ 3.00	1.40 (0.94, 2.09)	1.36 (0.82, 2.24)	1.36 (0.82, 2.24)
Alcohol use (N/Y)	2.42*** (1.81, 3.22)	1.26 (0.87, 1.82)	1.26 (0.87, 1.81)
Cigarette smoking (N/Y)	1.31** (1.28, 2.84)	1.23 (0.76, 1.99)	1.23 (0.76, 1.98)
Addicted substance use (N/Y)	2.41** (1.37, 4.25)	1.79 (0.92, 3.49)	1.79 (0.92, 3.49)
Pros/cons of intercourse (Cons > Pros) ^r			
Cons = Pros		1.79 (0.91, 3.52)	1.79 (0.91, 3.53)
Pros>Cons		2.16* (1.19, 3.92)	2.16* (1.19, 3.92)
Sexual experience of friends (none) ^r			
$<50\%$		5.17*** (3.14, 8.51)	5.17*** (3.14, 8.51)
$\geq 50\%$		13.81*** (8.19, 3.26)	13.80*** (8.19, 3.25)
Close friend approval of sexual intercourse (Disapproved) ^r			
Undefined		1.59** (0.93, 2.74)	1.59 (0.92, 2.73)
Approved		2.24** (1.32, 3.81)	2.24** (1.31, 3.81)
Sex-refusal self-efficacy (high) ^r			
Low		1.97** (1.28, 3.03)	1.97** (1.28, 3.04)
Middle		1.29 (0.82, 2.00)	1.29 (0.82, 2.00)
Intercourse Intention (no) ^r			
don't know		3.39*** (2.13, 5.42)	3.39*** (2.12, 5.41)
yes		6.79*** (4.29, 0.75)	6.80*** (4.29, 10.76)
Gender Identity (Liberal) ^r			
Traditional		-	1.04 (0.73, 1.47)
LL	-666.36	-473.59	-473.57
Model Chi-square (LR Chi2)	204.11	589.64	589.69
% Prediction	73.5%	88.8%	88.8%

^r Reference gr. *p<.05 ** p<.01 *** p<0.001

Table E4

Summary of Adjusted Odd Ratios Of Having Sexual Encounters Among Overall Sample and by Sex

Variables	Overall (N=1,169)		Female (n=596)		Male (n=573)	
	OR	95%CI	OR	95%CI	OR	95%CI
Sex (Female/Male)	0.68*	0.47, 1.00	-	-	-	-
Age (≤ 18 yr/ >18yr)	1.02	0.72, 1.46	0.59	0.24, 1.47	2.09*	1.08, 4.08
Educational Level (university) ^r						
secondary school	1.15	0.76, 1.74	1.09	0.38, 3.09	0.50	0.23,1.11
vocational	1.66*	1.10, 2.51	2.17	0.82, 5.71	0.95	0.56,1.59
GPA (GPA >3.00) ^r						
≤ 3.00	1.37	0.82, 2.26	1.93 *	1.07, 3.45	2.26*	1.25, 4.10
Alcohol use (N/Y)	1.29	0.89, 1.86	1.02	0.56, 1.84	1.43	0.87, 2.36
Cigarette smoking (N/Y)	1.26	0.78,2.05	1.18	0.34, 4.10	1.41	0.83, 2.38
Addicted substance use (N/Y)	1.80	0.93, 3.51	11.51**	1.74, 75.88	1.40	0.69, 2.84
Pros/cons of intercourse(Cons > pros)						
Cons = pro	-	-	-	-	-	-
Pro>cons	2.05*	1.14, 3.70	-	-	2.18*	1.16, 4.09
Sexual practices of peers (none) ^r						
≤50%	5.29***	3.23, 8.66	5.59***	2.32, 13.47	6.03**	3.26, 11.14
>50%	14.63***	8.73, 24.53	25.88***	9.96, 67.21	12.27**	6.50, 23.17
Close friend approval of intercourse (oppose) ^r						
Not oppose or not approve	-	-	-	-	-	-
Approve	1.57**	1.13, 2.17	2.49**	1.41, 4.39	-	-
Sex-refusal self-efficacy (high) ^r						
Low	1.69**	1.21, 2.36	3.52***	2.06, 6.15	-	-
Middle	-	-	-	-	-	-
Intercourse Intention (no) ^r						
don't know	3.71***	2.34, 5.87	3.98***	2.06, 7.71	2.49*	1.21, 5.11
yes	7.26***	4.61, 11.44	14.73***	7.05, 30.74	4.45**	2.39, 8.27
Gender Identity (Traditiona l) ^r						
Liberal	-	-	-	-	-	-
% Prediction	88.6%		93%		84%	

Table E5

Bivariate Correlation Among Study Variables in the Sexually Experienced Respondents (N=412)

Variables	1	2	3	4	5	6	7	8	9	10	11	12	13	14	15	16
1. Sexual Risk Behavior Scores	-															
2. Sex	-0.08	-														
3. Age	-0.02	0.04	-													
4. GPA	0.12*	0.16*	-0.09*	-												
5. Alcohol drinking	0.05	0.28*	0.13*	0.11*	-											
6. Smoking Behavior	0.07	0.33*	0.06*	0.14*	0.35*	-										
7. Substance abuse	-0.13*	0.19*	0.10*	0.15*	0.24*	0.51*	-									
8. Sexual Risk Behavioral Attitudes	-0.25*	-0.34*	0.05	-0.21*	-0.31*	-0.28*	-0.22*	-								
9. Pros/cons of intercourse	0.11*	0.47*	0.05	0.16*	0.34*	0.33*	0.22*	-0.56*	-							
10. Barrier Beliefs of Condom	0.05	-0.13*	-0.10*	-0.07*	-0.09*	-0.11	-0.06*	0.03	-0.11*	-						
11. Hedonistic Beliefs of Condom	0.18*	0.27*	-0.08*	0.15*	0.21*	0.23*	0.14*	-0.39*	0.39*	0.15*	-					
12. Sexual self-efficacy	-0.19	-0.41*	-0.01	-0.17*	-0.21*	-0.23*	-0.14*	0.42*	-0.40*	0.01	-0.38*	-				
13. SRB of friends	0.14*	0.02	-0.06	0.05	-0.03	0.07*	0.08*	-0.17*	0.03	0.06	0.13*	-0.11*	-			
14. Close friend approval of SRB	0.12*	0.42*	0.02	0.12*	0.30*	0.26*	0.17*	-0.40*	0.49*	-0.12*	0.28*	-0.38*	0.04	-		
15. Gender Role Perception	0.01	0.15*	-0.16*	0.09*	0.04	0.08*	0.07*	-0.17*	0.10*	0.19*	0.24*	-0.09*	0.01	0.11*	-	
16. Power in Sexual Relationship	0.02	-0.04	0.05	-0.14*	-0.01	0.01	0.07	0.05	-0.08	-0.04	-0.19*	0.14*	-0.08	0.10*	-0.02	
-																

Table E6

Bivariate Correlation Among Study Variables in the Sexually Experienced Female Respondents (N=164)

Variables	1	2	3	4	5	6	7	8	9	10
1. Sexual Risk Behavior Scores	—									
2. Age	.02	—								
3. Sexual Risk Behavioral Attitudes	-.23*	-.09*	—							
4. Barrier Beliefs of Condom	.04	-.07	.03	—						
5. Hedonistic Beliefs of Condom	.26*	-.04	-.32*	.16*	—					
6. SRB of Peer	.02	.17*	-.26*	-.01	.12*	—				
7. Close friend approval of SRB	.11	-.05	-.36*	-.08*	.16*	.30*	—			
8. Safe Sex Self-efficay	-.23*	.01	.29*	-.01	-.27*	-.16*	-.28*	—		
9. Gender Role Perception	-.04	-.19*	-.04	.19*	.12*	-.07	-.08*	.04	—	
10. Power in Sexual Relationship	-.03	-.03	.25*	.04	-.28*	-.05	.02	.39*	-.11	—

* $p < .05$

Table E7

Bivariate Correlation Among Study Variables in Sexually Experienced Male Respondents (N=256)

Variables	1	2	3	4	5	6	7	8	9	10
1. Sexual Risk Behavior Scores	-									
2. Age	-.03	—								
3. Sexual Risk Behavioral Attitudes	-.33*	.04	—							
4. Barrier Beliefs of Condom	.04	-.13*	-.06	—						
5. Hedonistic Beliefs of Condom	.17*	-.15	.33*	-.24*	—					
6. SRB of Peers	.12	.07	-.17*	-.03	.09	—				
7. Close friend approval of SRB	.18*	.18*	-.25*	-.05	.23*	.23*	—			
8. Safe Sex Self-efficacy	-.24*	.02	.37*	-.07	-.35*	-.12*	-.24*	—		
9. Gender Role Perception	.08	-.15*	-.21*	.23*	.31*	.12*	.19*	-.15	—	
10. Power in Sexual Relationship	-.03	.11	-.03	-.09	-.14*	-.01	.19*	-.03	.05	—

* $p < .05$

Table E 8

Summary of Hierarchical Regression Analysis for Variables Predicting Sexual Risk Behavior Scores in a Sample of Sexually Experienced Respondents

Variables	Step1			Step2			Step3		
	B	SE B	β	B	SE B	β	B	SE B	β
Age	-.04	.08	-.03	-0.01	.07	-.01	-0.06	.08	-.03
Sex	-.62	.24	-.13**	-1.14	.25	-.23***	-1.05	.26	-.21***
GPA <2.00	.62	.30	.09*	0.25	.29	.04	0.40	.30	.06
Cigarette Smoking	.23	.28	.04	0.09	.28	.02	0.19	.28	.03
Alcohol Use	.18	.30	.04	-0.06	.29	-.01	-0.15	.29	-.03
Addictive Substance Use	.69	.35	.11	0.58	.34	.09	0.57	.33	.09
SRB Attitudes				-1.04	.29	-.19***	-1.11	.29	-.21***
Hedonistic Beliefs				0.39	.19	.09*	0.39	.19	.10*
Safe Sex Self-efficacy				-0.14	.06	-.11*	-0.18	.06	-.14**
SRB of friends				0.13	.14	.04	0.15	.15	.05
Close friends' Approval of SRB				0.20	.12	.08	0.15	.13	.06
Gender Role Perception SRP							-0.28	.29	-.05
							0.17	.38	.02
R ²		.04			.14			.16	
Adj R ²		.03			.12			.14	
R ² change		-			.10			.02	
F change		-			3.22**			1.98	

Copyright © by Chiang Mai University
All rights reserved

Table E 9

Summary of Multiple Regression Predicting Sexual Risk Behavior Scores in a Sample of Sexually Experienced Respondents Overall and by Sex

Variables	Overall (n=412)		Female (n=154)		Male (n=258)	
	<i>B</i>	<i>p-value</i>	<i>B</i>	<i>p-value</i>	<i>B</i>	<i>p-value</i>
Age	-	-	-	-	-	-
Sex	-1.06**	<.001	-	-	-	-
GPA (≤ 3.00)	0.43	.15	-	-	0.99**	.006
Cigarette Smoking	-	-	-	-	-	-
Alcohol Use	-	-	-	-	-	-
Addictive Substance Use	0.49	<.09	-	-	-	-
Sexual Risk Behavioral Attitudes	-1.14***	<.001	-	.049	-1.44***	<.001
Condom-Use Hedonistic Beliefs	0.39*	.047	0.96*	.036	-	-
Safe Sex Self-efficacy (SSE)	-0.18**	.006	0.69*	.014	-1.80***	.004
SRB of friends	0.14	.34	-	-	-	-
Close friend approval of SRB	0.15	.19	0.33*	-	-	-
Gender Role Perception	-0.26	.36	-	-	-	-
Power in Sexual Relationship (SRP)	0.15	.69	-	-	-2.80*	.011
SSE*SRP	-	-	-	-	0.59*	.01
Adj R ²	.14		.11		.17	

*p < 0.05; ** p < .01; *** p < .001

Note: The model run by backward elimination; the number in parentheses is p-value

SRB = Sexual Risk Behaviors

Table E 10

Frequency and Percentage Distribution of Respondents with GPA and Behavioral Risk by Educational Level

Characteristics	Educational Level		
	Secondary school	Vocation college	University
GPA			
≤ 3.00	260(68.6)	323(75.3)	233 (64.6)
> 3.00	119(31.4)	106(24.7)	128 (35.5)
Behavioral Risk			
Alcohol drinking			
Never	173(45.6)	165(38.5)	177(49.0)
Ever	206(54.4)	264(61.5)	184(51.0)
Cigarette smoking			
Never	324(85.5)	329(76.7)	314(87.0)
Ever	55(14.5)	100(23.3)	47(13.0)
Substance Use			
Never	350(92.3)	382(89.0)	341(94.5)
Ever	29(7.7)	47(11.0)	20(5.5)

Table E 11

Means and Standard Deviation of Psychosocial and Gender-based Determinants by Educational Level

Characteristics	Educational Level		
	Secondary school	Vocation college	University
Attitudes & Beliefs			
Sexual risk behavioral attitude	25.62 (3.55)	24.02 (3.95)*	25.53 (3.79)
Pros /cons of sexual involvement	-5.43(3.68)	-3.78(3.95)*	-5.27(3.67)
Barrier belief of condom	12.81(2.84)	12.74(2.91)	12.61(2.89)
Hedonistic beliefs of condom	8.38(2.39)	9.36(2.53)	8.61(2.47)
Peer Influences***			
Perceived sexual intercourse of friends	2.70(1.63)	3.05(1.82)*	2.53(1.63)
Perceived sexual risk behavior of friends	8.36(4.05)	8.96(4.23)*	8.14(4.25)
Close friend approval of sexual experience	3.20(1.33)	3.62(1.21)*	3.06(1.22)
Close friend approval of sexual risk behavior	8.48(3.49)	9.51(3.15)*	8.13(3.21)
Refusal self-efficacy	21.92(10.49)	19.07(10.75)*	22.20(11.29)
Safe sex self-efficacy	106.11(30.78)	96.23(30.99)*	103.38(34.88)
Gender-based factors***			
Gender role perception	26.74(3.53)	27.41(3.79)*	26.45(3.96)
Power in sexual relationship ^c	51.47(5.76)	51.29(5.68)	50.86(6.13)
Intention***			
Intercourse intention during his/her adolescence	2.68(1.44)	3.04(1.41)*	2.45(1.39)

* Anova test (F value significance <0.05)

Table E 12

Multiple Logistic Regression to Distinguish Never and Ever Having Sexual Experience Among Vocational School Respondents (N=429)

Variables	Male (n=223)	Female(n=206)
	OR (95%CI)	OR (95%CI)
Age (≤ 18 yr/>18yr)	3.20** (1.40, 8.03)	1.73 (0.47, 7.35)
GPA (GPA >3.00) ^r		
≤ 3.00	0.50 (0.21, 1.19)	1.63(0.28,9.54)
Alcohol use (N/Y)	0.83(0.37, 1.89)	1.85(0.64, 5.33)
Cigarette smoking (N/Y)	2.32** (1.10, 4.91)	2.07(0.18,23.59)
Addicted substance use (N/Y)	2.12(0.77, 5.83)	5.36(0.09,329.02)
Pros/cons of intercourse		
(Cons > Pros) ^r		
Cons = Pros	1.73(0.66, 4.51)	1.94(0.10,36.49)
Pros>Cons	1.80(0.78,4.16)	2.06(0.10, 40.83)
Sexual practice of friends		
(none) ^r		
<50%	5.37** (1.77, 16.28)	5.88*(1.42, 24.24)
≥50%	4.00** (1.54, 10.38)	14.00*** (3.59, 54.53)
Close friend approval of sexual practices (Disapproved) ^r		
Undefined	1.79(0.29, 10.79)	0.48(0.09,2.41)
Approved	2.91(0.477, 17.75)	1.67(0.45, 6.18)
Sex-refusal self-efficacy (high) ^r		
Low	1.69(0.69, 4.13)	7.81** (1.98, 30.71)
Middle	1.10(0.45, 2.66)	1.01(0.23, 4.41)
Intercourse Intention (no) ^r		
don't know	1.59(0.49, 5.09)	12.39*** (3.56,43.04)
yes	2.33(0.88, 6.12)	17.45*** (4.79,63.50)
Gender role perception (Trad) ^r		
Liberal	1.61(0.72, 3.61)	1.19(0.40, 3.49)
LL	-119.53	-55.02
Model Chi-square (LR Chi2)	68.10***	166.91***
% Prediction	80%	95 %

^r Reference gr. *p<.05 ** p<.01 ***p<.001

APPENDIX F

DEMOGRAPHIC RECORD

Background Information

<p>Description: Using a pen, <i>please circle or write the answers to all questions on this survey</i>. Do not write your name or any other identifying information on the survey. Please answer all questions as honestly and accurately as you can. Confidentiality and anonymity are ensured, as we have no way to identify your responses from anyone else's.</p>		
Item	☺ Question	☞ Answer
1.	How old are you?	Age.....Years Old When is your birthday? (month/day/year) / /
2.	What year are you in school?	<input type="checkbox"/> Mattayom4..... <input type="checkbox"/> Mattayom5..... <input type="checkbox"/> Mattayom6..... <input type="checkbox"/> Vocational Certificate 1..... <input type="checkbox"/> Vocational Certificate 2..... <input type="checkbox"/> Vocational Certificate 3..... <input type="checkbox"/> Freshman..... <input type="checkbox"/> The second year.....
3.	What is your GPA in the last academic year?	<input type="checkbox"/> Higher than 3.00 <input type="checkbox"/> Between 3.00-2.00 <input type="checkbox"/> Between 1.99-1.00 <input type="checkbox"/> Lower than 1.00
4.	Where were you born?	Province.....

Item	☺ Question ☺	☞ Answer ☞
5.	What is your primary means of financial support (money) right now? Choose one (where does the money come from for your food, cloths, or housing?)	<input type="checkbox"/> 1 Parent or guardians <input type="checkbox"/> 2 Other relatives <input type="checkbox"/> 3 Boy friends/ sexual partner <input type="checkbox"/> 4 Job <input type="checkbox"/> 5 Public assistance (Government loan, Scholarship) <input type="checkbox"/> 6 Other (specify;.....)
6.	In general, how is the financial situation of your family?	<input type="checkbox"/> 1 Sufficiency and reserve <input type="checkbox"/> 2 Sufficiency and no reserve <input type="checkbox"/> 3 Deficiency <input type="checkbox"/> 4 Don't know
7.	In comparison to other teens your age, do you consider your financial situation (Income) less, about the same or more?	<input type="checkbox"/> 1 Less <input type="checkbox"/> 2 Same <input type="checkbox"/> 3 More
8.	What is the marital status of your parents?	<input type="checkbox"/> 1 Couple <input type="checkbox"/> 2 Widow <input type="checkbox"/> 3 Divorce
9.	What is the highest education that your mother finish ?	<input type="checkbox"/> 1 Mother death <input type="checkbox"/> 2 Uneducated <input type="checkbox"/> 3 Prathom 4-7 <input type="checkbox"/> 4 Lower secondary school <input type="checkbox"/> 5 Upper secondary school <input type="checkbox"/> 6 Certificate <input type="checkbox"/> 7 Diploma <input type="checkbox"/> 8 Bachelor <input type="checkbox"/> 9 Higher than Bachelor

Item	☹ Question ☹	☹ Answer ☹
10.	What is the highest education that your father finish?	1 <input type="checkbox"/> Father death 2 <input type="checkbox"/> Uneducated 3 <input type="checkbox"/> Prathom 4-7 4 <input type="checkbox"/> Lower secondary school 5 <input type="checkbox"/> Upper secondary school 6 <input type="checkbox"/> Certificate 7 <input type="checkbox"/> Diploma 8 <input type="checkbox"/> Bachelor 9 <input type="checkbox"/> Higher than Bachelor
11.	Are you presently living with your parent?	1 <input type="checkbox"/> Yes 2 <input type="checkbox"/> No 3 <input type="checkbox"/> Others (specify).....

General Health

The following section will ask about your general health behaviors.		
Item	☺ Question ☺	☒ Answer ☒
12.	How would you rate your health at the present time? Would you say it is excellent, very good, good fair or poor?	<input type="checkbox"/> Excellent <input type="checkbox"/> Very good <input type="checkbox"/> Good <input type="checkbox"/> Fair <input type="checkbox"/> Poor
13.	Would you say that your health is much better, a little better, average, a little, or much worse than people your age?	<input type="checkbox"/> Much better <input type="checkbox"/> A little better <input type="checkbox"/> Average <input type="checkbox"/> Little worse <input type="checkbox"/> Much worse
14.	Are you currently taking any medication?	<input type="checkbox"/> Yes (Specify)..... <input type="checkbox"/> No
15.	On average, how many hours per week have you exercised?hour/week
16.	How often have you had caffeinated sodas and cups of coffee on a average day?	<input type="checkbox"/> Never <input type="checkbox"/> Sometimes <input type="checkbox"/> Always (Specify..a number of cups per day.....)
17.	How often have you consumed alcoholic beverage on a typical day that you drink?	<input type="checkbox"/> Never <input type="checkbox"/> Sometimes <input type="checkbox"/> Always (Specify..a number of cups per day.....)
18.	Do you smoke?	<input type="checkbox"/> Never ever <input type="checkbox"/> Sometimes <input type="checkbox"/> Always (specify a number of cigarettes per day.....)

19.	Have you ever taken addictive drugs (e.g. marijuana cocaine, opium,amphetamine)?	<input type="checkbox"/> Never ever <input type="checkbox"/> Ever trying <input type="checkbox"/> currently consume
20.	In the past year, have you participated in any programs or studies aimed at reducing sexually transmitted disease or AIDS (For example: Life skill project)	<input type="checkbox"/> No <input type="checkbox"/> Yes

APPENDIX G

SEXUAL RISK BEHAVIOR ATTITUDES AND BELIEFS

Attitudes towards and Beliefs about Sexual Risk Behaviors

Please circle or mark the answer for each question that best describes how you feel.					
Item	Your Beliefs	Answer			
		Definitely No	Probably No	Probably Yes	Definitely Yes
1.	I believe people my age should wait until they are older before they have sex..... 1....2....3....4....
2. (-)it's OK for people my age to have sex with a steady boyfriend or girlfriend.1....2....3....4....
3.	...condoms (rubbers) should always be used if a person my age has sex.1....2....3....4....
4	.. condoms (rubbers) should always be used if a person my age has sex, even if the girl uses birth control pills.1....2....3....4....
5.	.. condoms should always be used if a person my age has sex, even if the two people know each other very well.1....2....3....4....
6.	.. people my age should not have "KIK" while they have their boyfriend or girlfriend..... **Kik refers to other people who are neither their true boyfriend or girlfriend nor normal friends.1....2....3....4....
7. (-)	..it 's O.K. for people my age have sex with " Kik" even if they have a steady partner and don't let her or him know.1....2....3....4....
8. (-)	.. it 's O.K. for people my age exchange their steady partners each other.1....2....3....4....

	Among your friends you know, how many of them have the following behaviors?	None	Almost none	Less Than half	Half	More than half	Almost all	All
1.	How many of your friends you know have sex intercourse with girlfriends?.....	...1...	...2....	...3...	...4...	...5	...6.....	..7..
2.	How many of your friends you know always have sex with condom even if the two people know each other very well ?.....	...1...	...2....	...3...	...4...	...5	...6.....	..7..
3.	How many of your friends you know have different partners in the same time?.....	...1...	...2....	...3...	...4...	...5	...6.....	..7..
4.	How many of your friends you know have intimate relationship (KIK)with girls who are not their girlfriends?.....	...1...	...2....	...3...	...4...	...5	...6.....	..7..

		Strongly disapproved	Disapproved	Undefined	Approved	Strongly approved
1.	How your <u>close friend</u> approve of you having sexual intercourse?					
2.	How your <u>close friend</u> approve of you having intercourse without condoms?					
3.	How your <u>close friend</u> approve of you having intercourse with more than one partner?					

Item	Your Beliefs	Strongly disagree	Disagree	Agree	Strongly agree
1.	I believe.....1.....2.....3.....4.....
2.	..Having sex makes me feel grown up...1.....2.....3.....4.....
3.	..Having sex is the way to get or keep a boyfriend or girlfriend.1.....2.....3.....4.....
4.	.. I have sex because people admire or look up to make it seem like a "cool" thing to do....1.....2.....3.....4.....
5.	..Not having sex will help me proud of myself.1.....2.....3.....4.....
6.	..Not having sex will help me further my education1.....2.....3.....4.....
7.	..If I don't have sex, my parent will be proud of me.1.....2.....3.....4.....
8.	..It would be embarrassing to buy condom (rubbers) in a store.....1.....2.....3.....4.....
9.	..It would feel uncomfortable carrying condom (rubbers) with me1.....2.....3.....4.....
10.	It would be wrong to carry a condom (rubber) with me because it would mean that I'm planning to have sex.1.....2.....3.....4.....
11.	It would be wrong to carry a condom (rubber) with me because it would mean that I have ever had sex before.....1.....2.....3.....4.....
12.	Sex feels unnatural when a condom is used...1.....2.....3.....4.....
13.	Condoms decrease your sexual pleasure.1.....2.....3.....4.....
14.	Condoms ruin the mood.1.....2.....3.....4.....
15.	Sex would be less intimate1.....2.....3.....4.....

Item	Your Beliefs	Strongly disagree	Disagree	Agree	Strongly agree
15.	Men can have a lot of girlfriends at the same time.....1.....2.....	...3....4.....
16.	At present, it is unusual for a woman to court a man first, whom she just met and interested in him.....1.....2.....	...3....4.....
17.	Real men should be sexually experienced before marrying1.....2.....	...3....4.....
18.	Sexual intercourse depends on man's decision only.1.....2.....	...3....4.....
19.	At present, a man get married with a woman without concern about her sexual experience.1.....2.....	...3....4.....
20.	Good women should keep their virginity until the get married.....1.....2.....	...3....4.....
21.	A woman has the right to refuse to have sex with her boyfriend if she does not want to.1.....2.....	...3....4.....
22.	It is not a bad thing for a woman to initiate sexual activity with her boyfriend, e.g. holding, kissing.....1.....2.....	...3....4.....
23.	A wife has to respond to her husband's sexual need even though it is against her will.1.....2.....	...3....4.....
24.	It is unusual for man to have forced sex with woman.....1.....2.....	...3....4.....

APPENDIX H

SEXUAL SELF-EFFICACY

Your Confidence
Imagine that you will face with the following situations that may lead you to have sex with the opposite sex. How confident you are able to refuse having sex or having sex with protection.
<i>For Females</i>
Scenario 1 Imagine that your boyfriend is asking you for having sex with him. He urges you by describing how much he loves you; he can't live without you. If you don't have sex with him, it seems to him that you don't love him as much as he does and you may lose him.
Scenario 2 Imagine that you and your regular partner are having a problem of couple relationship. When you would like to mend relationship with main partner,
Scenario 3 Imagine that you partner or you are having a few drinks before deciding what to do for the evening. You know you probably have more drinks, you want him more.
Scenario 4 Imagine that you and your partner have committed relationship and know each other well. You expect that you certainly marry him.

For Males

Scenario 1 Imagine you and your girlfriends are in the private place. You have never had sexual experience with her before but now you feel you have sexual desire. In that time, you realize that your girlfriend really want to have sex with you, too. Indeed, you don't feel ready.

Scenario 2 Imagine that you are having a few drinks before deciding what to do for the evening. You met your girlfriend whom your relationship was mostly sexual. You know you probably have more drinks, you want her more.

Scenario 3 Imagine that your regular partner agree to have sex . She uses birth control pills to prevent pregnancy. However, you want to use condoms to keep from STD or HIV, too.

Scenario 4 Imagine that you met someone who is very good looking. You begin to fantasize about having sex with her since you have just met . She indicates that she is interested you .

<i>Questions in each scenario</i>										
1. How confident are you that you would leave the situation?										
0	1	2	3	4	5	6	7	8	9	10
cannot do					moderate					Certain
at all					certain can do					can do
2. How confident are you that you could bring up the issue of condoms or safe sex in a conversation in this situation?										
0	1	2	3	4	5	6	7	8	9	10
cannot do					moderately					Certain
at all					certain can do					can do
3. How confident are you that you could convince this partner that the two of you should use a condom or have safe sex, even if you says you hates it ?										
0	1	2	3	4	5	6	7	8	9	10
cannot do					moderately					Certain
at all					certain can do					can do
4. How confident are you that you could convince this partner that the two of you should use a condom or have safe sex, even if both of you prefer bare?										
0	1	2	3	4	5	6	7	8	9	10
cannot do					moderately					Certain
at all					certain can do					can do
5. How confident are you that you would leave the situation if she refused to make this a safe sex encounter?										
0	1	2	3	4	5	6	7	8	9	10
cannot do					moderately					Certain
at all					certain can do					can do

APPENDIX I


POWER IN SEXUAL RELATIONSHIPS

Think about relationship with your girlfriend or current steady partner and select the choice that you feel.					
Item	Statement	Strongly agree	Agree	Disagree	Strongly disagree
1.	Most of the time, we do what my partner wants to do.....1...2...3....	... 4....
2.	When my partner and I are together, I'm pretty quiet.....1...2...3....	... 4....
3.	My partner has more say than I do about important decisions that affect us.....1...2...3....	... 4....
4.	My partner tells me who I can spend time with.....1...2...3....	... 4....
5.	I feel trapped or stuck in our relationship.....1...2...3....	... 4....
6.	My partner does what he wants, even if I do not want him to.....1...2...3....	... 4....
7.	I am more committed to our relationship than my partner is.....1...2...3....	... 4....
8.	When my partner and I disagree, he gets his way most of the time.....1...2...3....	... 4....
9.	My partner gets more out of our relationship than I do.....1...2...3....	... 4....
10.	My partner always wants to know where I am.....1...2...3....	... 4....
11.	My partner might be having sex with someone else.1...2...3....	... 4....

	Decision making	Your partner	Both of you equality	you
1.	Who usually has more say about whose friends to go out with?.....1.....2.....	... 3....
2.	Who usually has more say about whose friends to go out with?.....1.....2.....	... 3....
3.	Who usually has more say about what you do together?.....1.....2.....	... 3....
4.	Who usually has more say about what you do together?.....1.....2.....	... 3....
5.	Who usually has more say about when you talk about serious things?.....1.....2.....	... 3....
6.	In general, who do you think have more power in the relationship?.....1.....2.....	... 3....
7.	Who usually has more say about what types of sexual arts you do?.....1.....2.....	... 3....

APPENDIX J

SEXAUL BEHAVIOR HISTORY

<p>I'm going to ask you some questions about your sexual activity and experience. Some of these questions are very personal and intimate. I'd like you to be as honest as possible.</p>		
Item	☹ Question ☹	☹ Answer ☹
1.	Are you going with someone now? (steady partner)	1. No <input type="button" value="Go to No. 3"/> 2. Yes (specify) Same sexOpposite sex
2.	Have you ever had sex with the opposite sex before?	1.No " if you answer "NO" <div style="text-align: center;"> <input type="button" value="GO TO The last page"/>  </div> 2. Yes . at age.....Years Old 99. do not want to answer this questions
3.	Do you intend to have sex during your adolescence?	1. Absolutely not 2.Probably not 3. Don't know 4. Probably yes 5. Absolutely yes
4.	Do you intend to use condom if you have intercourse in the next three months?	1. Absolutely not 2.Probably not 3. Don't know 4. Probably yes 5. Absolutely yes

Sexual Activity in the Past Three Months		
Item	☺ Question ☺	✎ Answer ✎
1.	Have you had sex over last 3 months?	1. No <div style="border: 1px solid black; padding: 5px; display: inline-block;">GO TO THE LAST PAGE</div> 2. Yes 99. do not want to answer this questions
2.	Over last 3 months, how often did you engage in vaginal intercourse?Times 99. do not want to answer this questions
3.	Over last 3 months, how often did you engage in anal intercourse?Times 99. do not want to answer this questions
4.	Over last 3 months, how often did you engage in withdrawal activity ?Times 99. do not want to answer this questions
5. (-)	Over last 3 months, how often have you ever used alcohol or drug before sexual intercourse ?	1. Never 2. Sometimes 3. Often 4. Almost every time 5. Every times
6. (-)	Over last 3 months, how often would you say that you or your partner use birth control pill and condom in the past year?	1. Never 2. Sometimes 3. Often 4. Almost every time 5. Every times
7. (-)	In the last 3 months, did you ever use a condom to <u>protect against HIV and other STDS</u> when you had vaginal or anal sex?	1. Never 2. Sometimes 3. Often 4. Almost every time 5. Every times

Item	☹ Question ☹	✍ Answer ✍
8. (-)	In the last 3 months, did you ever use a condom <u>to prevent pregnancy</u> when you had vaginal sex?	1.Never 2.Sometimes 3.Often 4. Almost every time 5.Every times
9.	Did you have more than one sexual partner (steady or casual partners) in the past 3 months?	1. No 2. Yes 99. do not want to answer this questions
10.	<u>The following questions for people who had ever had sexual experienced.</u> Whom you have the first sex with?	1. Lover age Years Old 2. Friends age Years Old 3. The older acquaintance age..... Years Old 4. One-night-stand partner age Years Old 5. Sex worker age Years Old 6. Other.....
11	Did you or your partner use condom at first time you ever had sexual intercourse ?	1. No 2. Yes (Specify).....
12	Have you ever forced someone to have sex with you?	1. No 2.Yes
13	How did you feel about your first intercourse?	1.Suffering 2.Undefined 3.Happiness 4.Others.....
14	During your life, how many sexual partners do you have?partners 99. do not want to answer this questions
15	Did you have more than one sexual partner (steady or casual partners) in the past 12 months?	1. No 2. Yes 99. do not want to answer this questions

Item	☺ Question ☺	✎ Answer ✎
16	Have you ever had sex using a condom at last time? (-)	1. No 2. Yes 99. do not want to answer this questions
17	Have you ever had a sexually transmitted disease?	1. No 2. Don't know 3. Yes 99. do not want to answer this questions
18	In the past 12 months, have you ever had a sexually transmitted disease?	1. No 2. Don't know 3. Yes 99. do not want to answer this questions
19	Have you ever been pregnant in the last 12 months?	1. No 2. Don't know 3. Yes 99. do not want to answer this questions

APPENDIX K

LIST OF CONTENT VALIDITY EXPERTS

(รายชื่อผู้ทรงคุณวุฒิในการตรวจสอบความตรงตามเนื้อหา)

List of Content Validity Experts for: The Sexual Risk Behavioral Attitudes and Beliefs Scale, Sexual Self-efficacy Scale, Power in Sexual Relationship Scale, Sexual Behavior Scale

(รายนามผู้ทรงคุณวุฒิในการตรวจสอบความตรงตามเนื้อหาของ แบบวัดความเชื่อและทัศนคติเกี่ยวกับพฤติกรรมเสี่ยงทางเพศ แบบวัดความเชื่อมั่นในตนเองต่อการมีเพศสัมพันธ์ แบบวัดความสัมพันธ์เชิงอำนาจ และ แบบวัดเกี่ยวกับพฤติกรรมเสี่ยง)

1. ดร. มานพ คณะโต
รองศาสตราจารย์ ภาควิชาเวชศาสตร์ชุมชน
คณะแพทยศาสตร์ มหาวิทยาลัยขอนแก่น
2. ดร.พิมลพรรณ อิศระภักดี
ผู้ช่วยศาสตราจารย์ สถาบันวิจัยประชากรและสังคม
มหาวิทยาลัยมหิดล
3. ดร. วาสนา อิ่มเอม
ผู้ช่วยศาสตราจารย์ สถาบันวิจัยประชากรและสังคม
มหาวิทยาลัยมหิดล
4. ดร.วันทนา มณีศรีวงศ์กุล
ผู้ช่วยศาสตราจารย์ งานอนามัยชุมชน ภาควิชาพยาบาล
คณะแพทยศาสตร์ มหาวิทยาลัยมหิดล
5. ดร. รำไพ ศรีนิวล
นักวิชาการ สำนักงานนโยบายและยุทธศาสตร์
สำนักงานปลัดกระทรวงสาธารณสุข กระทรวงสาธารณสุข

APPENDIX L

DOCUMENTARY PROOF OF ETHICAL CLEARANCE




 No. 068/2004
CERTIFICATE OF ETHICAL CLEARANCE
 Research Ethics Review Committee
 Faculty of Nursing, Chiang Mai University

The Research Ethics Review Committee of the Faculty of Nursing,
Chiang Mai University declares approval of

Research Title : Sexual Risk Behaviors Among Thai Adolescents:
Psychosocial and Gender-based Determinants

Principal Investigator : Miss Rungrat Srisuriyawet

Participating Institution : Doctoral Student, Faculty of Nursing, Chiang Mai
University, Thailand

The above research project does not violate rights, well being, and/or
endanger human subjects and is justified to conduct the research procedures
as proposed.

This clearance is valid from the date of approval to March 31, 2005

Date of approval July 30, 2004


 (Professor Dr. Wichit Srisuphan)
 Chair, Research Ethics Review Committee
 Faculty of Nursing, Chiang Mai University


 (Associate Professor Dr. Wipada Kunaviktikul)
 Dean of Faculty of Nursing, Chiang Mai University

ลิขสิทธิ์มหาวิทยาลัยเชียงใหม่
 Copyright © by Chiang Mai University
 All rights reserved

CIRRICULUM VITAE

NAME	MS. Rungrat Srisuriyawet
DATE OF BIRTH	18 April 1966
PLACE OF BIRTH	Samuthprakarn
INSTITUTION ATTENDED	
1984-1988	B.N.S. (Nursing) (Honour), Faculty of Nursing Burapha University, Chonburi, Thailand
1992-1994	M.Sc. (Epidemiology) (Honour) , Medicine Faculty, Mahidol University, Bangkok, Thailand
2001-2006	Ph.D (Nursing), Faculty of Nursing, Chiang Mai University, Chiang Mai, Thailand
POSITION & OFFICE	
1989-1990	Staff nurse Tropical Hospital, Bangkok,
1990-1991	Staff nurse (medical-surgical), Thammasat Hospital, Prathumtani, Thailand
1995-1999	Instructor in Department of Community Nursing, Burapha University, Chonburi,
1999-Present	Assistant Professor in Department of Community Nursing, Faculty of Nursing, Burapha University, Chonburi, Thailand, 20131

Tel: 038-745900 Extented 3654

E-mail :srngrat01@hotmail.com