

CONTENTS

	Page
Acknowledgments	d
Abstract in Thai	f
Abstract in English	i
List of Tables	p
List of Figures	s
List of Abbreviations	u
Chapter 1 Introduction	
1.1 Background	1
1.2 Rational	2
1.3 Objectives	6
Chapter 2 Literature review	
2.1 Background of agricultural farming systems in Lao PDR	7
2.2 Trend of upland farming systems	9
2.3 Household vulnerability to food security and livelihood	11
2.4 Food security indicator	12
2.5 Household livelihood capital	14
2.5.1 Sustainable livelihood approach	14
2.5.2 Human capital	18
2.5.3 Natural capital	19
2.5.4 Financial capital	19
2.5.5 Physical capital	20
2.5.6 Social capital	20

CONTENTS (Continued)


	Page
2.6 Household coping strategy	21
Chapter 3 Research Methodology	
3.1 Study areas and Methodology	22
3.2 Sample size	28
3.3 Data collection and data analysis	29
3.4 The scope of this study	36
Chapter 4 Transformation of shifting cultivation to rubber plantation	
4.1 General context of the study area	37
4.1.1 Background and historical of the study areas	38
4.1.2 Demographic	40
4.1.3 Weather and climatic condition in a year	42
4.2 Socio-economic	44
4.3 Land use and cropping systems	45
4.3.1 Land use features	45
4.3.2 Cropping calendar	47
A) Upland rice farming systems	47
B) Upland rice with rubber plantation farming systems	49
C) Upland rice farming systems	50
4.4 Vulnerability context	51
4.4.1 Shocks	51
4.4.2 Trends	52
4.4.3 Seasonality	53
4.5 Impact of cropping system on food security	55

CONTENTS (Continued)

	Page
Chapter 5 Assessment of livelihood asset, food security and coping strategies	
5.1. Livelihood asset in differences farm types	56
5.1.1 Human capital	56
5.1.2 Natural capital	59
5.1.3 Financial capital	61
5.1.4 Physical capital	64
5.1.5 Social capital	65
5.2 Assessment of household livelihood assets in differences farm types	67
5.3 Household food security	68
5.3.1 Food availability	68
5.3.2 Food accessibility	70
5.3.3 Food utilization	73
5.4 Assessment of household food security	75
5.5 Coping strategies of different farm types	77
5.5.1 The upland rice subsistence farming (UR)	78
5.5.2 The upland rice with rubber plantation (URRP)	79
5.5.3 Rubber plantation farming type (RP)	80
5.6 Household food insecurity context and discussion	81
5.7 Responed of coping strategy	82
Chapter 6 Conclusion and recommendation	
6.1 Conclusion	83
6.2 Recommendations	88
6.3 Further research	90

CONTENTS (Continued)

	Page
References	91
Appendices	96
Appendix A	96
Appendix B	98
Curriculum vitae	109



ลิขสิทธิ์มหาวิทยาลัยเชียงใหม่
Copyright© by Chiang Mai University
All rights reserved

LIST OF TABLES


	Page
Table 2.1 Characteristics of farming systems in Lao PDR	7
Table 3.1 Focus group discussion	22
Table 3.2 Output 1 from Focus group discussion (FGD1)	23
Table 3.3 Output 2 from Focus group discussion (FGD1)	23
Table 3.4 Output 3 from Focus group discussion (FGD1)	24
Table 3.5 Number of sample size in three farm types	29
Table 3.6 To assess impact of cropping system changes on food insecurity	31
Table 3.7 To compare livelihood assets and food insecurity among different household types	32
Table 3.8 The variables of household livelihood assets	33
Table 3.9 To identify the future coping strategies to food insecurity	34
Table 4.1 Demographic characteristics of three farm types	42
Table 4.2 Crop production and rubber plantation areas in Oudomxay province	46
Table 4.3 Cropping pattern in Upland rice with other cash crops	48
Table 4.4 Cropping pattern in Upland rice with rubber plantation	49
Table 4.5 Cropping pattern in cultivating only rubber plantation	50
Table 4.6 The exposure to vulnerability (shocks) in different farm types	51
Table 4.7 The exposure to vulnerability (trends) in different farm types	52
Table 4.8 The exposure to vulnerability (seasonal) in different farm types	54
Table 4.9 Household food insecurity context in differences farm types	55

LIST OF TABLES (Continued)

	Page
Table 5.1 Characteristic of human capital on differences farm types	57
Table 5.2 Comparison means of livelihood asset (human capital) of each farm type in the upland farming systems	58
Table 5.3 Comparison means of farmer's household of each farm type in the upland farming systems	59
Table 5.4 Characteristic of natural capital on differences farm types	60
Table 5.5 Comparison means of livelihood asset (natural capital) of each farm type in the upland farming systems	61
Table 5.6 Characteristic of financial capital on differences farm types	62
Table 5.7 Comparison means of livelihood asset (financial Capital) of each farm type in the upland farming systems	63
Table 5.8 Characteristic of physical capital on differences farm types	64
Table 5.9 Comparison means of livelihood asset (physical capital) of each farm type in the upland farming systems	65
Table 5.10 Characteristic of social capital on differences farm types	66
Table 5.11 Comparison means of livelihood asset (social capital) of each farm type in the upland farming systems	67
Table 5.12 Number of rice self-production and rice buying for household	70
Table 5.13 Household accessibility in three farm types	72
Table 5.14 The household expenditure of each farm type	75
Table 5.15 Assessment of household food security in three farm types	76

LIST OF TABLES (Continued)

	Page
Table 5.16 Household future coping strategy in UR farming type	79
Table 5.17 Household future coping strategy in URRP farming type	80
Table 5.18 Household future coping strategy in RP farming type	81




ลิขสิทธิ์มหาวิทยาลัยเชียงใหม่
Copyright© by Chiang Mai University
All rights reserved

LIST OF FIGURES

	Page
Figure 2.1 The upland rice and rubber plantation areas during 2003-2012 in Lao PDR	10
Figure 2.2 The upland rice and rubber plantation areas during 2003-2012 in Oudomxay province	11
Figure 2.3 The sustainable livelihood framework	17
Figure 2.4 The livelihood capitals as shown in the pentagon diagram	18
Figure 3.1 The research conceptual framework of this study	22
Figure 3.2 The action of implement PRA framework in this study	26
Figure 3.3 Farm typology of household rubber farming systems	27
Figure 3.4 Steps of household coping strategies	35
Figure 4.1 Geography map of Oudomxay province	37
Figure 4.2 Agriculture land boundary in Oudomxay province, Lao PDR	38
Figure 4.3 The historical of transformation shifting cultivation to rubber plantation in Oudomxay province	40
Figure 4.4 The monthly average of temperature	43
Figure 4.5 The monthly average of rainfall	44
Figure 4.6 Land holders per household of three farm types	47

LIST OF FIGURES (Continued)

	Page
Figure 5.1 The impact of food security at household levels	68
Figure 5.2 The farmer's accessibility of each farm type	73
Figure 5.3 The comparison of household livelihood assets in each farm types	77
Figure 5.4 The risk context to food insecurity	82



ลิขสิทธิ์มหาวิทยาลัยเชียงใหม่
Copyright© by Chiang Mai University
All rights reserved

LIST OF ABBREVIATIONS

DAFO	District Agriculture and Forestry Office
DFID	Department for international development London
FAO	Food and agriculture organization
FGD	Focus group discussion
MAF	Ministry of Agriculture and Forestry
NAFRI	National Agriculture and Forestry Research Institute
NGOs	Non-governmental organizations
NTFPs	Non-Timber Forest Products
PAFO	Provincial Agriculture and Forestry Office
PRA	Participatory Rural Appraisal
RP	Rubber plantation
UNDP	United nation development programme
UR	Upland rice
URRP	Upland rice with rubber plantation
WFP	World food programme

ลิขสิทธิ์มหาวิทยาลัยเชียงใหม่
Copyright© by Chiang Mai University
All rights reserved