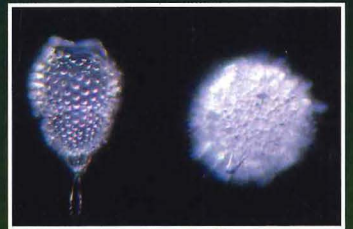

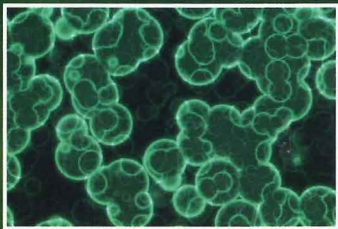


Handbook of ALGAL SCIENCE, TECHNOLOGY AND MEDICINE



EDITED BY **OZCAN KONUR**



สำนักหอสมุด มหาวิทยาลัยเชียงใหม่

b 16623599

o 12555137

i 22610005

Handbook of Algal Science, Technology and Medicine



Edited by

Ozcan Konur



ACADEMIC PRESS

An imprint of Elsevier

2020. 5. 11 0. 1

Contents

Contributors	xvii
Editor biography	xxi
Preface	xxiii
Acknowledgments	xxix

Part I

Introduction to the algal science, technology, and medicine

1. The scientometric analysis of the research on the algal science, technology, and medicine

Ozcan Konur

1.1 Introduction	3
1.2 Materials and methodology	3
1.3 Results	4
1.3.1 Documents and indexes	4
1.3.2 Keywords	4
1.3.3 Authors	4
1.3.4 Countries	6
1.3.5 Institutions	6
1.3.6 Research funding bodies	7
1.3.7 Publication years	7
1.3.8 Source titles	9
1.3.9 Subject categories	9
1.3.10 Research fronts	9
1.4 Discussion	11
1.5 Conclusion	14
Appendix. The keyword sets	14
Acknowledgments	15
References	15

2. 100 Citation classics in the algal science, technology, and medicine: A scientometric analysis

Ozcan Konur

2.1 Introduction	19
2.2 Materials and methodology	19

2.3 Results	20
2.3.1 Documents and indexes	20
2.3.2 Keywords	20
2.3.3 Authors	20
2.3.4 Countries	22
2.3.5 Institutions	23
2.3.6 Research funding bodies	23
2.3.7 Publication years	24
2.3.8 Source titles	24
2.3.9 Subject categories	24
2.3.10 Research fronts	24
2.3.11 Citation classics	27
2.4 Discussion	31
2.5 Conclusion	33
Appendix. The keyword sets	33
Acknowledgments	35
References	35

Part II

Algal structures

3. The scientometric analysis of the research on the algal structures

Ozcan Konur

3.1 Introduction	41
3.2 Materials and methodology	41
3.3 Results	42
3.3.1 Documents and indexes	42
3.3.2 Keywords	42
3.3.3 Authors	42
3.3.4 Countries	44
3.3.5 Institutions	44
3.3.6 Research funding bodies	45
3.3.7 Publication years	45
3.3.8 Source titles	46
3.3.9 Subject categories	47
3.3.10 Research fronts	47
3.3.11 Citation classics	47
3.4 Discussion	54
3.5 Conclusion	56
Appendix. The keyword sets	56

Acknowledgments	57	6.4 Limicolous populations	94
References	57	6.5 Unique brackish water populations	94
4. Anatomy of <i>Euglena gracilis</i>		6.6 Effects of water motion	95
<i>Laura Barsanti and Paolo Gualtieri</i>		6.7 Ice damage	97
4.1 General overview	61	6.8 Functional roles of fucoids in estuarine habitats	98
4.2 Pellicle and metabolism	61	Acknowledgments	100
4.3 Flagellar apparatus	62	References	100
4.4 Mitochondrion	63		
4.5 Chloroplasts	64	Part III	
4.6 Nucleus	65	Algal genomics	
4.7 Locomotion	66	7. The scientometric analysis of the research on the algal genomics	
4.8 Photoreceptor system	67	<i>Ozcan Konur</i>	
4.9 Photoreception	68	7.1 Introduction	105
4.10 Practical importance	68	7.2 Materials and methodology	105
References	69	7.3 Results	106
5. Biology and ecology of Northwest Atlantic seaweeds		7.3.1 Documents and indexes	106
<i>Arthur C. Mathieson and Clinton J. Dawes</i>		7.3.2 Keywords	106
5.1 Introduction	71	7.3.3 Authors	106
5.2 General seaweed biology	71	7.3.4 Countries	108
5.2.1 What are algae?	71	7.3.5 Institutions	108
5.2.2 Types of seaweeds and their habitats	71	7.3.6 Research funding bodies	108
5.2.3 Anatomy and morphology	73	7.3.7 Publication years	109
5.2.4 Life history patterns	76	7.3.8 Source titles	109
5.2.5 Seasonality and phenotypic patterns	76	7.3.9 Subject categories	112
5.3 Seaweed communities and zonation patterns	77	7.3.10 Research fronts	112
5.3.1 Rocky open coastal systems	77	7.3.11 Citation classics	113
5.3.2 Spray zone	78	7.4 Discussion	118
5.3.3 Intertidal zone	78	7.5 Conclusion	120
5.3.4 Subtidal zone	78	Appendix. The keyword sets used for the search of the literature on the algal genomics	120
5.3.5 Estuaries and salt marshes	80	Acknowledgments	121
5.3.6 Drift and unattached macroalgae	80	References	122
5.3.7 Biogeographic patterns	81		
5.3.8 Introduced species	82	8. Metabolic engineering of cyanobacteria for production of platform chemicals: A synthetic biology approach	
5.3.9 Global warming and sea level rise	82	<i>Neha Arora, Damini Jaiswal, Shinjinee Sengupta and Pramod P. Wangikar</i>	
5.3.10 Pollution and algal blooms	83	8.1 Introduction	129
Acknowledgments	83	8.2 Cyanobacteria: A chassis for platform chemicals	130
References	83	8.3 Strategies for enhancing the titers of platform chemicals in cyanobacterial strains	131
Further reading	90		
6. Autecology of Northwest Atlantic fucoid algae			
<i>Arthur C. Mathieson and Clinton J. Dawes</i>			
6.1 Introduction	91		
6.2 General reproductive and growth patterns	91		
6.3 Reproductive biomass patterns	92		

8.4 Engineering model cyanobacterial strains for platform chemicals	133		
8.4.1 Pyruvate derived products	134		
8.4.2 Acetyl-CoA derived products	137		
8.4.3 Tricarboxylic acid cycle derived products	137		
8.4.4 DHAP derived products	139		
8.5 Synthetic biology tools for enhancing the yields in model cyanobacterial strains	139		
8.5.1 Promoters	139		
8.5.2 Transcriptional terminators	140		
8.5.3 Ribosomal binding sites	140		
8.6 Future outlook and challenges	140		
Acknowledgments	141		
References	141		
9. Genomics perspectives on cyanobacteria research			
<i>Cristiana Moreira, Joana Martins, Vitor Vasconcelos and Agostinho Antunes</i>			
9.1 Cyanobacteria, their toxins and natural products	147		
9.2 PCR based methods	148		
9.3 Non-PCR based methods	152		
9.4 Next-generation sequencing	153		
9.5 Phylogeny and biogeography	153		
9.6 Biodiscovery of new compounds	155		
9.7 Water quality management	155		
References	156		
10. Using new techniques to study old favorites: A case study of <i>Euglena</i>			
<i>Ellis O'Neill</i>			
10.1 Introduction to <i>Euglena</i>	161		
10.1.1 Historical research	161		
10.2 Sequencing <i>Euglena</i>	162		
10.2.1 Transcriptome sequencing	162		
10.2.2 Genome sequencing	163		
10.3 <i>Euglena</i> proteomics	164		
10.4 Metabolites in <i>Euglena</i>	164		
10.4.1 Central metabolites	164		
10.4.2 Specialized metabolites	165		
10.5 <i>Euglena</i> glycomics	165		
10.5.1 Paramylon	165		
10.5.2 Protein glycosylation	166		
10.5.3 Surface glycans	166		
10.6 Biotechnology exploiting <i>Euglena</i>	166		
10.7 Conclusions	167		
References	167		
11. Exploring 'omics' approaches: Towards understanding the essence of stress phenomena in diatoms and haptophytes			
<i>Deepi Deka, Shashanka Sonowal, Channakeshavaiah Chikkaputtaiah and Natarajan Velmurugan</i>			
11.1 Introduction	171		
11.2 Revolution of 'omics' approaches in diatoms and haptophytes	172		
11.2.1 Genomics	172		
11.2.2 Transcriptomics	175		
11.2.3 Proteomics	176		
11.2.4 Metabolomics and lipidomics	176		
11.3 Role of 'omics' approaches in understanding stress response in diatoms	178		
11.4 Role of 'omics' approaches in understanding stress response in haptophytes	185		
11.5 Potential application of 'omics' tools in reconstruction of biosynthetic pathways for the production of commercially important compounds in diatoms and haptophytes	185		
11.6 Conclusions and future prospects	187		
Acknowledgments	187		
References	187		
Part IV			
Algal photosystems and photosynthesis			
12. The scientometric analysis of the research on the algal photosystems and photosynthesis			
<i>Ozcan Konur</i>			
12.1 Introduction	195		
12.2 Materials and methodology	195		
12.3 Results	196		
12.3.1 Documents and indexes	196		
12.3.2 Keywords	196		
12.3.3 Authors	197		
12.3.4 Countries	198		
12.3.5 Institutions	199		
12.3.6 Research funding bodies	200		
12.3.7 Publication years	200		
12.3.8 Source titles	200		
12.3.9 Subject categories	202		
12.3.10 Research fronts	202		
12.3.11 Citation classics	203		

12.4 Discussion	208	14.5 Conclusion	239
12.5 Conclusion	210	Appendix. The keyword sets	240
Appendix: The keyword sets	210	Acknowledgment	241
References	212	References	241
Further reading	215		
13. Photosynthesis in diatoms		15. Carbon and nitrogen metabolism in cyanobacteria: Basic traits, regulation and biotechnological application	
<i>Reimund Goss, Christian Wilhelm and Torsten Jakob</i>		<i>Marcelo Gomes Marçal Vieira Vaz, Allan Victor Martins Almeida, Naira Valle de Castro, Adriano Nunes-Nesi, and Wagner L. Araújo</i>	
13.1 Introduction	217	15.1 Introduction	245
13.2 Diatom lipids	218	15.2 Carbon (C) metabolism	246
13.2.1 Lipid composition of thylakoid membranes	218	15.3 Nitrogen (N) metabolism	248
13.2.2 Fatty acid composition of thylakoid membrane lipids	218	15.4 Regulation and coordination between C and N metabolic pathways	249
13.2.3 Changes of lipid and fatty acid composition by abiotic stress or nutrient deprivation	219	15.5 Concluding remarks	250
13.2.4 Function of thylakoid membrane lipids	219	Acknowledgments	251
13.3 Diatom light-harvesting complexes	220	Competing interests	251
13.3.1 FCP proteins	220	References	251
13.3.2 Native structure of FCPs	221		
13.3.3 Function of FCPs	221	Part V	
13.4 Regulation of photosynthetic electron transport	222	Algal ecology	
13.4.1 Nonphotochemical quenching	222		
13.4.2 Alternative electron transport	224	16. The scientometric analysis of the research on the algal ecology	
13.5 Dark reactions in photosynthesis	225	<i>Ozcan Konur</i>	
References	226	16.1 Introduction	257
14. The pioneering research on the cyanobacterial photosystems and photosynthesis		16.2 Materials and methodology	257
<i>Ozcan Konur</i>		16.3 Results	258
14.1 Introduction	231	16.3.1 Documents and indexes	258
14.2 Materials and methodology	231	16.3.2 Keywords	258
14.3 Results	232	16.3.3 Authors	258
14.3.1 The research landscape	232	16.3.4 Countries	260
14.3.2 The pioneering research on the cyanobacterial photosystems	232	16.3.5 Institutions	260
14.3.3 The pioneering research on the cyanobacterial photosynthesis	234	16.3.6 Research funding bodies	261
14.4 Discussion	238	16.3.7 Publication years	261
14.4.1 The research landscape	238	16.3.8 Source titles	263
14.4.2 The pioneering research on the cyanobacterial photosystems	239	16.3.9 Subject categories	264
14.4.3 The pioneering research on the cyanobacterial photosynthesis	239	16.3.10 Research fronts	264
		16.3.11 Citation classics	266
		16.3.12 Phytoplankton growth	266
		16.3.13 Harmful algal blooms	269
		16.3.14 Primary production	269
		16.3.15 Climate	270
		16.3.16 Other research fronts	270

16.4 Discussion	270	18.6 Framework around phytoplankton biomonitoring	298
16.5 Conclusion	271	18.7 Current status and future direction	299
Appendix: The keyword sets	272	References	300
References	273		
17. Macroalgae as a tool for coastal management in the Mediterranean Sea		19. Microalgae culture technology for carbon dioxide biomitigation	
<i>Charles F. Boudouresque, Aurélie Blanfuné, Sandrine Ruitton, Thierry Thibaut</i>		<i>Hussein Znad</i>	
17.1 Introduction	277	19.1 Introduction	303
17.2 What are macroalgae?	277	19.2 Mechanism of CO ₂ assimilation via microalgae photosynthesis	304
17.3 Why can macroalgae constitute a valuable tool for coastal management?	277	19.3 Algal cultivation conditions	304
17.4 Take care: Misidentifications can spoil a powerful tool	278	19.3.1 Photoautotrophic cultivation	304
17.5 Biological indicators	281	19.3.2 Heterotrophic cultivation	304
17.5.1 Delineation of biogeographic provinces	281	19.3.3 Mixotrophic cultivation	305
17.5.2 Indicators of global warming, based on changes in their distribution area	281	19.3.4 Photoheterotrophic cultivation	305
17.5.3 Multispecies indices of water quality	282	19.4 Algal cultivation systems	305
17.5.4 Ecosystem-based quality indices (EBQIs)	283	19.5 Factors effecting microalgae cultivation process	306
17.6 Management of outstanding species	284	19.5.1 Light intensity	306
17.7 Discussion and conclusion	285	19.5.2 Light wavelength, λ_{max}	309
Acknowledgments	285	19.5.3 Macro and micro-nutrients	309
References	286	19.5.4 pH of the algal culture	309
		19.5.5 Temperature of the algal culture	310
		19.6 Carbon dioxide fixation strategies	310
		19.7 Conclusions	313
		References	313
18. Linking phytoplankton community structure to aquatic ecosystem functioning: A mini-review of the current status and future directions			
<i>Tatenda Dalu, Daniel A. Lemley, Gavin C. Snow and Naicheng Wu</i>		Part VI	
18.1 Phytoplankton use in biomonitoring activities	291	Algal bioenergy and biofuels	
18.2 Why use phytoplankton community structure as an index of ecosystem functioning?	292	20. The scientometric analysis of the research on the algal bioenergy and biofuels	
18.3 Stressor-response relationships within aquatic ecosystems	292	<i>Ozcan Konur</i>	
18.4 Traits in river phytoplankton biomonitoring	294	20.1 Introduction	319
18.5 Estuarine phytoplankton community shifts: What's in a life form?	296	20.2 Materials and methodology	319
		20.3 Results	320
		20.3.1 Documents and indexes	320
		20.3.2 Keywords	320
		20.3.3 Authors	321
		20.3.4 Countries	321
		20.3.5 Institutions	321
		20.3.6 Research funding bodies	324
		20.3.7 Publication years	324
		20.3.8 Source titles	325
		20.3.9 Subject categories	325

20.3.10	Research fronts	327	22.3.2	Application of alkaline catalysis for microalgal oil transesterification	356
20.3.11	Citation classics	327	22.3.3	Biodiesel fuel synthesis applying heterogeneous catalysis	359
20.4	Discussion	333	22.3.4	Heterogeneous catalysis with enzymes as catalysts	359
20.5	Conclusion	335	22.3.5	Properties of biodiesel obtained from microalgal oil	361
	Appendix. The keyword sets	335	22.4	Conclusions	362
	Acknowledgment	338		References	363
	References	338			
	Further reading	341			
21.	Overview of microalgal cultivation, biomass processing and application		23.	Microalgal hydrogen production in the framework of bioeconomy	
	<i>Giorgos Markou</i>			<i>Cecilia Faraloni and Giuseppe Torzillo</i>	
21.1	Introduction	343	23.1	Biological hydrogen production as renewable energy	367
21.2	Environmental and nutritional requirements for microalgal growth	343	23.2	Hydrogen production with microalgae: Physiology and metabolism	367
21.2.1	Light	343	23.3	Biotechnology of microalgae for hydrogen production: Improvement of H ₂ production efficiency	370
21.2.2	Temperature	344	23.4	Microalgal utilization of wastewaters as substrate for growth and hydrogen production with microalgae	371
21.2.3	Nutrients	344	23.5	Role of biohydrogen production with microalgae in bioeconomy	371
21.3	Microalgal cultivation systems for biomass production	345	23.5.1	Utilization of solar energy	371
21.3.1	Open cultivation systems	345	23.5.2	Recovery of waste material and conversion into biofuel	372
21.3.2	Closed cultivation systems	345	23.5.3	Production of high added value bio-products	372
21.3.3	Microalgae growing techniques	346	23.6	Future perspectives	373
21.4	Microalgal downstream processing chain	346		References	373
21.4.1	Harvesting	346			
21.4.2	Drying	347	24.	Bioelectricity generation in algal microbial fuel cells	
21.4.3	Cell disruption and compounds extraction	347		<i>Beenish Saba and Ann D. Christy</i>	
21.5	Microalgal applications	348	24.1	Introduction	377
21.5.1	Biofuels	348	24.2	Role of algae in microbial fuel cells	378
21.5.2	Wastewater treatment	348	24.2.1	Algae as a biocatholyte	378
21.5.3	Food and feed	349	24.2.2	Algae as substrate	378
21.5.4	Other applications	349	24.2.3	Algal biofilm assisted microbial fuel cells	379
21.6	Conclusions	349	24.3	Electron transport and transfer mechanisms in algae	379
	References	349	24.4	Performance evaluation of algal microbial fuel cells	380
			24.4.1	Algal MFCs and bioelectricity generation	380
22.	Application of microalgae for the production of biodiesel fuel				
	<i>Violeta Makareviciene and Egle Sendzikiene</i>				
22.1	Advantages of the use of microalgae biomass for biofuel production	353			
22.2	Triglyceride transesterification process	353			
22.3	Use of homogeneous catalysis in biodiesel synthesis from microalgal oil	354			
22.3.1	Application of acid catalysis for microalgal oil transesterification	354			

24.4.2 Algal MFCs and wastewater treatment	380		
24.4.3 Beneficial algal byproducts in MFCs	380		
24.5 Conclusions	382		
References	382		
25. The pioneering research on the bioethanol production from green macroalgae			
<i>Ozcan Konur</i>			
25.1 Introduction	385		
25.2 Materials and methodology	385		
25.3 Results	385		
25.3.1 The research landscape	385		
25.3.2 Pioneering research on the pretreatments of green macroalgae for bioethanol production	386		
25.3.3 Pioneering research on the acid hydrolysis of green macroalgae for bioethanol production	388		
25.3.4 Pioneering research on the enzymatic hydrolysis of green macroalgae for bioethanol production	391		
25.3.5 Pioneering research on the fermentation of green macroalgae for bioethanol production	393		
25.4 Discussion	395		
25.4.1 The research landscape	395		
25.4.2 Pioneering research on the pretreatments of green macroalgae for bioethanol production	395		
25.4.3 Pioneering research on the acid hydrolysis of green macroalgae for bioethanol production	396		
25.4.4 Pioneering research on the enzymatic hydrolysis of green macroalgae for bioethanol production	396		
25.4.5 Pioneering research on the fermentation of green macroalgae for bioethanol production	396		
25.5 Conclusion	397		
Appendix. The keyword sets	397		
References	398		
Further reading	401		
		Part VII	
		Algal biomedicine	
		26. The scientometric analysis of the research on the algal biomedicine	
		<i>Ozcan Konur</i>	
		26.1 Introduction	405
		26.2 Materials and methodology	405
		26.3 Results	406
		26.3.1 Documents and indexes	406
		26.3.2 Keywords	406
		26.3.3 Authors	407
		26.3.4 Countries	407
		26.3.5 Institutions	409
		26.3.6 Research funding bodies	410
		26.3.7 Publication years	410
		26.3.8 Source titles	411
		26.3.9 Subject categories	411
		26.3.10 Research fronts	413
		26.3.11 Citation classics	413
		26.4 Discussion	419
		26.5 Conclusion	421
		Appendix. The keyword sets	421
		References	423
		27. Microalgal biotechnology applied in biomedicine	
		<i>Jorge Alberto Vieira Costa, Juliana Botelho Moreira, Letícia Schneider Fanka, Roberta da Costa Kosinski and Michele Greque de Moraes</i>	
		27.1 Introduction	429
		27.2 Microalgae	429
		27.3 Bioactive compounds and their properties	430
		27.3.1 Proteins	430
		27.3.2 Lipids	431
		27.3.3 Carbohydrates	431
		27.3.4 Phenolic compounds	432
		27.3.5 Vitamins	432
		27.4 Bioengineering of microalgae for the synthesis of bioactive compounds	432
		27.5 Microalgal biomass applied in biomedicine	434
		27.6 Future perspectives	435
		27.7 Conclusion	435
		References	435

28. Applications of cyanobacteria in biomedicine

Bahareh Nowruzi, Gisoo Sarvari and Saúl Blanco

28.1	Introduction (scope of the review)	441
28.2	Improving access to natural products as biomedical compounds	441
28.3	New approaches to the value of biomedical natural products	442
28.4	Activity profiling of extracts of cyanobacteria	442
28.5	Natural products as novel pharmaceutical drugs and biomedical tools	442
28.6	Role of systems biology in cyanobacterial drug discovery and biomedical compounds	443
28.7	Model for systems biology based cyanobacterial drug discovery	443
28.8	Identification of drug targets	445
28.9	Virtual screening	445
28.10	Cyanobacteria involvement in production of biomedical metabolites	445
28.11	Conclusions	449
	References	449
	Further reading	453

29. Health benefits of bioactive seaweed substances

Yimin Qin

29.1	Introduction	455
29.2	Applications of bioactive seaweed substances in health products	455
29.3	Health benefits of bioactive seaweed substances	456
29.3.1	Anti-tumor effects	456
29.3.2	Immunoregulation properties	458
29.3.3	Anti-oxidant properties	458
29.3.4	Reduction of blood pressure	458
29.3.5	Reduction of blood sugar	459
29.3.6	Reduction of blood fat	459
29.3.7	Anticoagulant and antithrombotic properties	459
29.3.8	Anti-inflammatory and anti-allergic properties	459
29.3.9	Anti-bacteria and anti-virus properties	460
29.3.10	Anti-HIV properties	460

29.3.11	Anti-fatigue properties	460
29.3.12	Anti-aging properties	460
29.3.13	Absorption of heavy metal ions	461
29.3.14	Suppression of esophageal and esophageal reflux	461
29.3.15	Bulking of fecal contents and relief of constipation	461
29.3.16	Slimming properties	461
29.3.17	Anti-diabetic properties	462
29.3.18	Deodorant properties	462
29.3.19	Anti-acne properties	462
29.3.20	Anti-depression properties	462
29.3.21	Protection against radiation	463
29.3.22	Inhibition of matrix metalloproteinase	463
29.3.23	Skin whitening effect	463
29.4	Summary	463
	Acknowledgments	463
	References	464

30. The pioneering research on the wound care by alginates

Ozcan Konur

30.1	Introduction	467
30.2	Materials and methodology	467
30.3	Results	468
30.3.1	The research landscape	468
30.3.2	The pioneering research on the wound care by alginates only	468
30.3.3	The pioneering research on the wound care by alginates and chitosan	471
30.3.4	The pioneering research on the wound care by alginates and other biomaterials	473
30.4	Discussion	475
30.4.1	The research landscape	475
30.4.2	The pioneering research on the wound care by alginates only	475
30.4.3	The pioneering research on the wound care by alginates and chitosan	476
30.4.4	The pioneering research on the wound care by alginates and other biomaterials	476
30.5	Conclusion	477
	Appendix. The keyword sets	477
	References	478

Part VIII Algal foods

31. The scientometric analysis of the research on the algal foods

Ozcan Konur

31.1 Introduction	485
31.2 Materials and methodology	485
31.3 Results	486
31.3.1 Documents and indexes	486
31.3.2 Keywords	486
31.3.3 Authors	487
31.3.4 Countries	487
31.3.5 Institutions	489
31.3.6 Research funding bodies	490
31.3.7 Publication years	491
31.3.8 Source titles	491
31.3.9 Subject categories	491
31.3.10 Research fronts	493
31.3.11 Citation classics	494
31.4 Discussion	498
31.5 Conclusion	500
Appendix. The keyword sets	500
Acknowledgments	502
References	502

32. Microalgae: A new and promising source of food

Eliane Colla, Anne Luize Lupatini Menegotto, Daneysa Lahis Kalschne, Rosana Aparecida da Silva-Buzanello, Cristiane Canan and Deisy Alessandra Drunkler

32.1 Introduction	507
32.2 Microalgae composition	507
32.3 Microalgae as source of food	508
32.3.1 Nutritional properties	508
32.3.2 Nutraceutical properties	510
32.3.3 Techno-functional properties	511
32.4 Microalgae as feed	514
32.5 Final considerations	515
References	515

Part IX Algal toxicology

33. The scientometric analysis of the research on the algal toxicology

Ozcan Konur

33.1 Introduction	521
33.2 Materials and methodology	521
33.3 Results	522
33.3.1 Documents and indexes	522
33.3.2 Keywords	522
33.3.3 Authors	523
33.3.4 Countries	523
33.3.5 Institutions	523
33.3.6 Research funding bodies	525
33.3.7 Publication years	526
33.3.8 Source titles	526
33.3.9 Subject categories	527
33.3.10 Research fronts	527
33.3.11 Citation classics	529
33.4 Discussion	535
33.5 Conclusion	536
Appendix. The keyword sets	536
References	538
Further reading	541

34. Toxic effects of harmful algal blooms on finfish and shellfish

Yukihiko Matsuyama and Tatsuya Oda

34.1 Introduction	543
34.2 Impact of HAB species on finfish and shellfish industries	544
34.2.1 Fish-killing species and its mechanism of detrimental effects	544
34.2.2 Effects of fish species and physiological conditions on survival rate	549
34.2.3 Mass mortality and detrimental effects on molluscan shellfish	549
34.2.4 Adverse effects on gastropod species	554
34.3 Conclusions	555
Acknowledgements	555
References	555

35. Cyanobacterial toxins and their effects on human and animal health			
<i>N.R. Souza and J.S. Metcalf</i>			
35.1 Introduction	561		
35.2 Types of toxins produced by cyanobacteria	561		
35.2.1 Hepatotoxins	561		
35.2.2 Cytotoxins	562		
35.2.3 Neurotoxins	563		
35.2.4 Dermatotoxins	564		
35.3 Routes of exposure and poisoning incidents	564		
35.3.1 Animals	565		
35.3.2 Humans	565		
35.4 Bioassays for cyanobacterial toxins	567		
35.4.1 Small animal	567		
35.4.2 Enzyme and molecular systems	568		
35.5 Detoxication, metabolism and deposition	568		
35.6 Conclusion	568		
References	569		
Further reading	574		
36. Different intoxication mechanism between paralytic shellfish toxin (PST)- and/or tetrodotoxin-contaminated xanthid crabs and PST-contaminated edible shore crabs in Japan and their food poisonings			
<i>Tamao Noguchi, Osamu Arakawa, Kinue Daigo, Hiroshi Oikawa, Manabu Asakawa, and Keisuke Miyazawa</i>			
36.1 Introduction	575		
36.2 Food poisoning cases with xanthid crabs	575		
36.3 Toxicity of xanthid crabs	576		
36.3.1 <i>Z. aeneus</i>	576		
36.3.2 <i>A. floridus</i>	577		
36.3.3 <i>P. granulosa</i>	577		
36.3.4 Anatomical distribution of toxicity	578		
36.4 Origin of crab toxin	578		
36.5 Resistibility of toxic crabs to PST and TTX	580		
36.5.1 Live crabs	580		
36.5.2 Crab neurofibers	582		
36.6 PST contamination of edible shore crabs <i>T. acutidens</i> and <i>C. japonica</i>	584		
36.7 Some other toxic crabs	585		
36.7.1 <i>D. perlata</i>	585		
36.7.2 Horseshoe crab <i>Carcinoscorpius rotundicauda</i>	585		
36.7.3 'Palytoxin' (PTX)-bearing crabs	585		
36.8 Discussion	586		
Acknowledgments	588		
Declaration of interest	588		
References	588		
37. Microcystins as environmental and human health hazards			
<i>Maranda Esterhuizen-Londt and Stephan Pflugmacher</i>			
37.1 Introduction	591		
37.2 What are microcystins?	591		
37.2.1 Structure, synthesis, and possible functions	592		
37.2.2 Mode of action and toxicity	593		
37.3 Environmental fate and risk posed	594		
37.4 Human exposure risk	595		
37.5 Detoxification	596		
37.6 Countermeasures: The Green Liver System	596		
37.7 Concluding remarks	599		
References	599		
Part X			
Algal bioremediation			
38. The scientometric analysis of the research on the algal bioremediation			
<i>Ozcan Konur</i>			
38.1 Introduction	607		
38.2 Materials and methodology	607		
38.3 Results	608		
38.3.1 Documents and indexes	608		
38.3.2 Keywords	608		
38.3.3 Authors	608		
38.3.4 Countries	610		
38.3.5 Institutions	610		
38.3.6 Research funding bodies	611		
38.3.7 Publication years	612		
38.3.8 Source titles	612		
38.3.9 Subject categories	613		
38.3.10 Research fronts	613		
38.3.11 Citation classics	613		
38.4 Discussion	620		
38.5 Conclusion	622		
Appendix: The keyword sets	622		
Acknowledgment	623		
References	624		

39. <i>Spirulina platensis</i> as a model object for the environment bioremediation studies			
<i>Liliana Cepoi and Inga Zinicovscaia</i>			
39.1 The necessity and importance of bioremediation studies	629		
39.2 Advisability of the use of <i>Spirulina</i> as a model object in bioremediation studies	630		
39.3 Sorption and accumulation of metals by <i>Spirulina</i> in mono and multicomponent systems	631		
39.3.1 Biosorption	631		
39.3.2 Bioaccumulation	634		
39.4 Detoxification of persistent organic pollutants by <i>Spirulina</i>	636		
39.5 Conclusions	637		
References	638		
40. Exploring the potential of microalgae for the bioremediation of agro-industrial wastewaters			
<i>Cynthia Alcántara, Francisco Gabriel Acién-Fernández, José María Fernández-Sevilla, Berta Riaño, David Hernández, María Cruz García-González, Ana Larrán, Cristina Tomás, Saúl Blanco, Eloy Bécares, Sheyla Ortíz, Rubén Irusta, Pedro García-Encina, Silvia Bolado, and Raúl Muñoz</i>			
40.1 Introduction	641		
40.2 Microalgae-based treatment of agroindustrial wastewaters	642		
40.2.1 Wastewater in the agroindustrial sector	642		
40.2.2 Fundamentals of pollutant removal in algal-bacterial systems	642		
40.2.3 Optimal design of photobioreactors for wastewater treatment	643		
40.3 Microbiology of microalgae-based wastewater treatment	645		
40.4 Harvesting of algal-bacterial biomass	646		
40.4.1 Optimization of harvesting strategy	646		
40.4.2 Coagulation-flocculation	646		
40.4.3 Bio-flocculation	647		
40.5 Valorization of the residual algal-bacterial biomass	647		
40.5.1 Biofertilizers	647		
40.5.2 Aquafeed	647		
40.5.3 Biogas	650		
40.6 Sustainability of the process	650		
40.6.1 Cultivation	651		
40.6.2 Harvesting	651		
40.6.3 Transformation	651		
40.6.4 CO ₂ fixed as algal biomass	653		
40.6.5 Comparison of recent research	654		
40.7 Future trends	654		
Acknowledgments	654		
References	654		
Further reading	658		
41. Microalgal bioremediation of heavy metals and dyes			
<i>Hamidreza Zohoorian, Hossein Ahmadzadeh, Marziyeh Molazadeh, Mostafa Shourian, and Stephen Lyon</i>			
41.1 Introduction	659		
41.2 Textile operations	660		
41.2.1 Sizing and desizing	660		
41.2.2 Bleaching	660		
41.2.3 Mercerization	660		
41.2.4 Dyeing and printing	661		
41.2.5 Finishing	661		
41.3 Regulations for wastewater discharge and harmful effects of dyes and heavy metal ions	661		
41.3.1 Impact of azo dyes	661		
41.3.2 Dyes	663		
41.4 Treatment processes applied for textile wastewater and heavy metal ions	664		
41.4.1 Physical processes	664		
41.4.2 Chemical treatment methods	665		
41.4.3 Biological treatment methods	666		
41.5 Employing algae for textile wastewater treatment and heavy metals removal	667		
41.5.1 Algae and dyes	667		
41.5.2 Algae and heavy metals	668		
41.5.3 Detoxification mechanism of heavy metals by microalgae	671		
41.6 Conclusion	671		
References	672		
42. Biosorption of chemical species by <i>Sargassum</i> algal biomass: Equilibrium data, part I			
<i>Manuel E. Sastre de Vicente, Pilar Rodríguez-Barro, Roberto Herrero, Teresa Vilariño, Pablo Lodeiro, and Jose L. Barriada</i>			
42.1 Introduction	675		
42.2 Data analysis using the Langmuir equation	676		

42.3 Free Gibbs energy of biosorption	682	42.5 Conclusions	691
42.3.1 The pH effect	683	Acknowledgments	691
42.3.2 The temperature effect	683	References	691
42.4 Analysis of the chemical composition of native <i>Sargassum</i> worldwide	684	Index	697